

## @PART A - Project summary

### @A.1 Project Identification

|  |   |
|--|---|
| @Programme priority                                      | PA3 - Improve employment and promote cross-border labour mobility (Cooperating on employment) |
| @Programme priority specific objective                   | SO8/b Increased employment within the eligible area   |
| @Project acronym   | CDDL  |
| @Project title   | CENTER FOR SUSTAINABLE DEVELOPMENT  |
| @Project number  | 388   |
| @Name of the lead partner organisation/original language | COMUNA NOJORID  |
| @Name of the lead partner organisation/English           | NOJORID COMMUNE   |
| @Project duration  | 30 @months 0 @days  |
| @Start date  | 01.10.2018  |
| @End date  | 31.03.2021  |



## @A.2 Project summary

@Please give a short overview of the project and describe - the common challenge of the programme area you are jointly tackling in your project; - the main overall objective of the project and the expected change your project will make to the current situation; - the main outputs you will produce and who will benefit from them; - the approach you plan to take and why is cross-border/transnational approach needed - what is new/original about it?

Education and training are the best investments in Europe's future. They play a vital role in boosting growth, innovation and job creation. Europe's education and training systems need to give people the forward-looking knowledge, skills and competences they need to innovate and prosper. They also have an important role to play in creating a European identity, building on common values and cultures. Education should help empower young people to articulate and engage, participate and shape the future of a Europe characterised by democracy, solidarity and inclusion. Equally, digital technology enriches learning in a variety of ways and offers learning opportunities, which must be accessible to all. It opens up access to a wealth of information and resources. Today, all national and international statistics shows an inverse proportional relationship between the level of education and unemployment, as well as widening income disparity between those with higher education and the less educated. Furthermore, studies on the subject highlight the close correlation between the level of education of a child and its parents' education level: children without schooling or basic education come from parents with the same education level. Some factors that influence rural poverty reproduction (lack of jobs, education, and infrastructure) are partially similar in the Romanian-Hungarian border region. Moreover, North Western Romania and Eastern Hungary are included in the same region and in the same B cluster, meaning areas with low agricultural income, but with a high economic importance of agriculture. The challenge for local public administration both sides of the border is to assure higher qualitative services to their inhabitants, with specific accent on the youth one, increasing their school attendance, their educational & life environment, their employability. "*What Europe needs is to become more entrepreneur-friendly*" - despite all the effort, data clearly shows that Europe is lagging behind the US when it comes to entrepreneurship and founding new companies. It is common knowledge that there are two main obstacles to becoming an entrepreneur in Europe: the availability of venture capital and administrative hurdles. There is a third obstacle, however, that poses a great challenge for all future entrepreneurs in Europe: *a weak entrepreneurial culture*. Human capital is crucial for the economic development potential of a region. Even if workforce recorded in the Romanian agriculture has a high share, qualified agricultural workforce has a low share. In this regard Romanian agricultural legislation has not yet introduced professional certificate in farm business nor has established structures and mechanisms to promote them. At the same time banking and financial legislation does not connect granting loans for farmers to their skill level (similar to the green certificate of EU farmers), but only according to the system of collaterals. The farmer is a modern entrepreneur. Rural development, improving quality of life and diversification of the rural economy dependent on the modern farmer. Diversification of the rural economy also depends on the level of education, skills and qualifications of the rural employment. All requirements and obligations imposed on the new type of farmer converge to achieving a higher level of professionalism. This requires a systematic, continuous and multidisciplinary education from the farmer's side. The professional scope of the modern farmer must exceed the field of agriculture that is needed to be mastered in depth, he also has to know the environment, both in terms of its conservation and in terms of the current challenges regarding global climate change. Thus, rural development is one of the most complex contemporary economic concern, because on the one hand it involves achieving a balance between the requirement of preserving a rural, economic, environmental and cultural area of a country and the trend of modernization of rural life on the other hand. The jobs lost in agricultural activities can be reallocated in industrial activities, social activities and services in rural areas. In countries where there were implemented specific policies to maintain the non-agricultural population in rural areas, a number of non-agricultural activities developed smoothly. They should complement agricultural activities. At the level of the Romanian rural area, non-farm economy (industrial enterprises in rural tourism or services) has a low share. Unlike the EU, where non-agricultural rural economy accounts for almost 60% of the rural economy, in Romania it has a share of about three times lower (21.8%). As a possible local response to these challenges, CDDL project proposes, as innovative approach at local and cross border level, the development of a dynamic system for stimulating entrepreneurship among the rural population from Oradea Metropolitan Area in Romania and Bekes County, in Hungary. During 30 months, the 4 entities involved in the project implementation will run various group of activities, aimed to establish and develop both a physical and a virtual space, as long term available resources for inhabitants, both sides of the border, who recognise that entrepreneurial skills are extremely useful not only in establishing a private business but also in developing employability skills, that are more and more looked by investors and employers in the targeted area. So, around 700 people will be directly involved in CDDL project: 300 people will participate at training courses - nationally certified, of entrepreneurial skills and IT competences; 300 people will attend workshops specifically dedicated to entrepreneurial knowledges, best practices, verified tools; more than 100 people will attend specific events organised both sides of the border, in order to promote increased employability tools and instruments. During the project timeframe, CDDL will receive also a "house", namely a former school building from Les village - part of Nojorid Commune, will be modernised and transformed in Center for Sustainable Development. CDDL will have a plenary conference room - that using modular walls could be transformed also in 2 training courses rooms; 2 training classes specifically designed - one for entrepreneurial courses and the second one for IT competences, as well as an open air training space in the yard. It is aimed to increase the participants capacity to be either their own employer, through a small private enterprise, either a better employable person, regardless the working area, and having increased skills to qualify them during the recruitment and selection process. Anotehr long term accesable instrument will be the web page & online platform, developed by the Hungarian partner. Also, 3 stategic documents will be structured and diseminated and a brochure will be published in both languages.



## @Project budget summary

@ERDF

| @Partner  |                       | @Country     | @Programme Co-financing |                        |                           | @Contribution        |                       |                     | @Total Eligible Budget |
|---|-----------------------|--------------|-------------------------|------------------------|---------------------------|----------------------|-----------------------|---------------------|------------------------|
| @Partner  | @Partner Abbreviation | @Country     | @ERDF                   | @ERDF Co-Financing( %) | @Percentage Of Total ERDF | @Public Contribution | @Private Contribution | @Total Contribution | @Total Eligible Budget |
| COMUNA NOJORID  | NOJCOM                | ROMÂNIA      | 306 774.35              | 85.00 %                | 40.71 %                   | 54 136.65            | 0.00                  | 54 136.65           | 360 911.00             |
| Asociația de Dezvoltare Intercomunitară Zona Metropolitană Oradea | IDAOMA                | ROMÂNIA      | 47 319.50               | 85.00 %                | 6.28 %                    | 7 237.10             | 1 113.40              | 8 350.50            | 55 670.00              |
| Békés Megyeért Vállalkozásfejlesztési Alapítvány                  | BMVA                  | MAGYARORSZÁG | 184 220.50              | 85.00 %                | 24.45 %                   | 32 509.50            | 0.00                  | 32 509.50           | 216 730.00             |
| Asociația INTEGRĂ Romania   | IRO                   | ROMÂNIA      | 215 068.70              | 85.00 %                | 28.54 %                   | 32 892.86            | 5 060.44              | 37 953.30           | 253 022.00             |
| @Sub Total For Partners Inside                                    |                       |              | 753 383.05              | ---                    | 100.00 %                  | 126 776.11           | 6 173.84              | 132 949.95          | 886 333.00             |
| @Sub Total For Partners Outside                                   |                       |              | 0.00                    | ---                    | 0.00 %                    | 0.00                 | 0.00                  | 0.00                | 0.00                   |
| @Total  |                       |              | 753 383.05              | ---                    | 100.00 %                  | 126 776.11           | 6 173.84              | 132 949.95          | 886 333.00             |



## @PART B - Project partners


### @B.1 Project Partner

#### @Project partner 1

|                                    |                             |
|------------------------------------|-----------------------------|
| @Partner Role In The Project       | LP                          |
| @Partner Name                      | COMUNA NOJORID              |
| @Partner Name Engl                 | NOJORID COMMUNE             |
| @Abbreviation                      | NOJCOM                      |
| @Department                        | Mayor                       |
| @Nuts Id0                          | RO, ROMÂNIA                 |
| @Nuts Id1                          | RO1, Macroregiunea Unu      |
| @Nuts Id2                          | RO11, Nord-Vest             |
| @Nuts Id3                          | RO111, Bihor                |
| @Postalcode City                   | 417345 NOJORID              |
| @Street Streetnumber               | Nojorid 105 I               |
| @Home Page                         | www.primarianojorid.ro      |
| @Proj Partner Assimilated          | @no                         |
| @Vat Number                        | 4454999                     |
| @Recover Vat                       | @no                         |
| @Other National Identifying Number |                             |
| @Type of Identifying Number        |                             |
| @Type of Partner                   | local public authority      |
| @Small or Medium Enterprise        | @no                         |
| @Co Financing Source               | ERDF                        |
| @Co Financing (%)                  | 85.00                       |
| @Legal Representative Firstname    | Petru Teodor                |
| @Legal Representative Lastname     | BABA                        |
| @Legal Representative Email        | primaria.nojorid@cjbihor.ro |
| @Legal Representative Telephone    | 00 40 259 393 194           |
| @Contact Person Firstname          | Cristian                    |
| @Contact Person Lastname           | TRIPA                       |
| @Contact Person Email              | primaria.nojorid@cjbihor.ro |
| @Contact Person Telephone          | 00 40 743 139 087           |
| @Legal Status                      | public                      |



|                      |   |
|----------------------|---|
| <p>@Experiences:</p> | <p>Nojorid commune is located in the western part of Bihor county, within the North-West Development Region, about 10 km away from Oradea. At the level of the Oradea Metropolitan Area, Nojorid is located in the southern part, being the southernmost of the 12 associated localities. Being also the largest settlement in the Oradea Metropolitan Area as area (125.57 km<sup>2</sup>), Nojorid has the highest number of villages: Bihor, Leș, Nojorid, Chișirid, Paușa, Apateu and Șauaieu. The village with the largest population is the residence of the commune, Nojorid. Thus, 16.7% of the ZMO territory enters the administration of Nojorid. The population of Nojorid on 1 January 2015 was 5,266 people, 2% more than in the previous year, representing 1.9% of the total population of the Oradea Metropolitan Area and 10.1% of rural part of the metropolitan localities. According to the Census in 2011, the stable population of Nojorid commune is mostly Romanian. 87.3% of the inhabitants declared themselves Romanian, while the Hungarians occupy 4.7% of the population. Other ethnicities present in Nojorid are Roma (2.7%). At the beginning of 2015, 41 unemployed were registered in Nojorid, representing 1.8% of the unemployed in the Oradea Metropolitan Area, up 28.1% more compared to the previous year. Of the total number of unemployed in Nojorid, 53.7% are male and 46.3% are female. The drop in the number of unemployed was more pronounced among men (-50% in 2015 compared to 2010) than among female unemployed (-17.4% in 2015 compared to 2010). Compared to the population as of 1 January 2013, the enterprise density is 33.4 ‰ at the level of Nojorid commune, 42.1 enterprises / 1.000 inhabitants at the level of Oradea Metropolitan Area and 44.5 enterprises / 1.000 inhabitants in Oradea, higher values those registered at the Region level North West (24.7 ‰) and nationwide (22.3 enterprises per 1,000 inhabitants).</p>  |
| <p>@Benefit:</p>     | <p>Use of the available European funds that support the development of the entrepreneurial environment, combined with the potential of logistic development of the Nojorid commune, due to its positioning in the vicinity of Romania's border with Hungary. Location near the border can facilitate the development of cooperation relations with Hungarian economic agents and institutions. Also, the modernisation and expansion of Oradea International Airport and inclusion of new destinations in the offer as well as the enhancement of economic development as a result of the completion of the major infrastructure projects in the area, are relevant assets for each entrepreneurial initiative in the targeted area. According to the development strategy of Nojorid Commune, there is - locally, a real need for qualification of the available workforce that can lead to the creation of new businesses, the encouragement and development of public-private partnerships. As member of Oradea Metropolitan Area, Nojorid Commune collaborated on several projects and benefited from projects implemented by the association (e.g. free WiFi in key-points of the localities, selective waste management system - Reosal). The CDDL project is the first initiative that intends to correlate the existing local opportunities, in terms of infrastructure &amp; assets, with the so necessary level of education of inhabitants, particularly the employable group - that is between age of 16 until 64 years, in order to create the necessary critical mass able to provide entrepreneurs and employable persons in the region. The project is also linked to the Nojorid Strategy, specifically to Policy 4.2. Supporting access to education for vulnerable groups, Program 4.2.2. Facilitating access to education for vulnerable groups and Policy 4.1. Community involvement in the Social Field - Campaigns for Informing and Promoting the Importance of Education; Measures to support access to education for pupils from vulnerable groups.</p> |



|                               |  |
|-------------------------------|--|
| @Other International Projects | 2010-2012) Proiect HURO/0802/076 RURALINFRASTRANS. Total budget = 1,700.000 Euro. Road rehabilitation DC 64 Apateu-DN 79 Nojorid (5,8 km). Beneficiary = Nojorid Commune; Partner = Nagyrabe Commune (HU) 2010-2012. This is, until now, the only project implemented with international partners. Some of the already implemented projects, using own funds, are: 1. Recreational park and play yard for children in Livada Village - own budget 2. Recreational park and play yard for children in Nojorid village - own budget 3. Rehabilitation of streets in village Nojorid Lot 2 - own budget 4. Rehabilitation of Livada Village Cultural House - own budget |
|-------------------------------|--|

## @B.2 Project Partner

### @Project partner 2

|                                    |   |
|------------------------------------|---|
| @Partner Role In The Project       | PP  |
| @Partner Name                      | Asociația de Dezvoltare Intercomunitară Zona Metropolitană Oradea |
| @Partner Name Engl                 | Intercommunity Development Association Oradea Metropolitan Area   |
| @Abbreviation                      | IDAOMA  |
| @Department                        | General Manager   |
| @Nuts Id0                          | RO, ROMÂNIA   |
| @Nuts Id1                          | RO1, Macroregiunea Unu  |
| @Nuts Id2                          | RO11, Nord-Vest   |
| @Nuts Id3                          | RO111, Bihor  |
| @Postalcode City                   | 410100 Oradea   |
| @Street Streetnumber               | Piata Unirii 1 - 3  |
| @Home Page                         | www.zmo.ro  |
| @Assimilated Partner               | @no   |
| @Vat Number                        | 17662975  |
| @Recover Vat                       | @no   |
| @Other National Identifying Number |   |
| @Type of Identifying Number        |   |
| @Type of Partner                   | interest groups including NGOs                                    |
| @Small or Medium Enterprise        | @no   |
| @Co Financing Source               | ERDF  |
| @Co Financing (%)                  | 85.00   |
| @Legal Representative Firstname    | Adrian George   |
| @Legal Representative Lastname     | FOGHIS  |
| @Legal Representative Email        | zmo@oradea.ro   |
| @Legal Representative Telephone    | + 40 259 408 821  |
| @Contact Person Firstname          | Lorena  |
| @Contact Person Lastname           | STOICA  |
| @Contact Person Email              | stoica.lorena@oradea.ro   |
| @Contact Person Telephone          | + 40 752 229 554  |
| @Legal Status                      | private   |




|                     |  |
|---------------------|--|
| <p>@Experiences</p> | <p>Oradea Metropolitan Area was founded by the association of Municipality of Oradea with administrative units located in the area of proximity, namely Biharia, Bors, Cetariu, Nojorid, Oşorhei, Paleu, Sînmartin, Sîntandrei. The nine founding members, located on the western border of Romania, decided in May 9th 2005, to establish the first intercommunity development association with legal personality in Romania, in the form of a Metropolitan Area. In 2007 Girişu Cris Commune joined the association, increasing the number of members to 10 administrative-territorial units. Subsequently, Toboliu Commune was separated from Girişu Cris Commune, becoming a separate administrative territorial unit, also part of the association and in 2010 also the Ineu Commune become part of the association. So, the current number of members is 12. The purpose of the association is to stimulate and support the growth and prosperity of the region, namely the raising of its citizens' welfare, the direction of orientation being, continuously, the increasing of quality of life. IDAOMA is structured on three levels: A. The General Assembly, as the decision making body, composed of 42 representatives of the 12 members; B. The Executive Council – as the implementing body - consists of the 12 mayors of the 12 administrative units; C. The technical and operational body - the staff, placed in an operational and technical unit, with powers of representation in relations with third parties and representing the interface between the structures of governing bodies, with the role to carry out the tasks conferred according to the bylaws, resolutions and decisions of the General Assembly and Executive Council. IDAOMA is member of various partnership structures: Regional Pact for Employment and Social Inclusion North West – PROIS NV; METREX - Network of European Metropolitan Regions and Areas and FZMAUR - Federation of Metropolitan Areas and Urban Authorities in Romania.</p>                                |
| <p>@Benefit</p>     | <p>Due to Oradea city, as average, Oradea Metropolitan Area has an rather rich educational and health infrastructure, BUT located mostly in its urban area. So far, 87.9% of schools in Oradea Metropolitan Area are located in Oradea and 12.1% in rural areas, in 11 localities. At the year of 2015 level, the total population was of 275.402 inhabitants, with the following age distribution: Between 0-14 = 37.826; between 15 – 64 = 200.265; over 65 = 37.311. According to the National Institute of Statistics, IDAOMA has 99 educational units including 4 units of higher education (one public higher education institution and 3 private higher education units). University of Oradea integrates a number of 18 faculties. According to the Development Strategy of Oradea Metropolitan Area 2015 – 2020, the 3 main pillars of strategic development were defined as: education, investment environment and public administration. From the policies &amp; related programs decided through the strategic document, 2 are relevant for CDDL, Policy 7.1. Improving the conditions for the progress of education, with Programme 7.1.1. Rehabilitation/extent of education infrastructure; Programme 7.1.2. Improving the equipment from education structures; and Policy 7.2. Developing life long learning activities, with the Programme 7.2.1. Regional network of vocational centres for alternative education. That is why, in order to rich a balance between the "hard" and "soft" approaches, in terms of investments in the rural area of ZMO, the current initiative, creation of a centre for sustainable development, located in rural area and focused on developing the region human resources, will bring IDAOMA successful instruments to assure a parallel and balanced development of the human resources inhabiting the metropolitan area. Also, due to its membership quality in different national and international structures, IDAOMA will promote the best practices in terms of increased employability at metropolitan level.</p> |



|                                      |   |
|--------------------------------------|---|
| <p>@Other International Projects</p> | <p>During the past years, there have been implemented several projects with impact or specifically dedicated to education area. Some of them are the following 10: P1. HURO 0901/089 – “Common educational development” - 68,533 euro; P2. HURO/1001/160 "Preparation &amp; creation of a cross border network for cooperation of business sector from Bihar and Hajdu Bihar counties" 67,350 Euro; P3. HURO/1101/122 - Partnership with Osorhei commune "Business Energy – Development of service centres in the renewable energies area, both in Hajdu-Bihar and Bihar counties" - 1,769,740 Euro; P4. HURO 1001/012 "Improvement of cross border communication through access points all over Oradea Metropolitan Area - 431,550 Euro; P5. Administration of the Environment Fund - "Education and public awareness regarding environment protection" - 140,000 euro; P6. PODCA 2007 – 2013 – POLICENTRIC – Strategic partnerships for a polycentric development of Romania, in partnership with FZMAUR - Romanian Federation of Metropolitan Areas and Urban Agglomerations; P7. PODCA 2007 – 2013 – Local development strategies in Oradea Metropolitan Area - Cod SMIS 13072 - 150,000 euro; P8. Fund for Bilateral Relations at the level of Programme RO05 - "The Development of Geothermal Potential in Ilfov and Bihar Counties" – 22,145 euro And, under implementation the next two projects: P9. INTERREG Europe - Cyclewalk Mode - Sharing best practices and experience on data; collecting, processing and involvement of users in order to improve planning of cycling and walking as mode of transport in urban and functional urban areas - 1,397,125.45 Euro. P10. INTERREG Danube Transnational Programme – ART NOUVEAU – Sustainable protection and promotion of Art Nouveau heritage in the Danube Region - 1,649,559.00 Euro.</p> |
|--------------------------------------|---|

**@Project partner 3**

|                                    |  |
|------------------------------------|--|
| @Partner Role In The Project       | PP   |
| @Partner Name                      | Békés Megyéért Vállalkozásfejlesztési Alapítvány   |
| @Partner Name Engl                 | Békés County Foundation for Enterprise Development |
| @Abbreviation                      | BMVA   |
| @Department                        | Director   |
| @Nuts Id0                          | HU, MAGYARORSZÁG                                   |
| @Nuts Id1                          | HU3, Alföld És Észak                               |
| @Nuts Id2                          | HU33, Dél-Alföld                                   |
| @Nuts Id3                          | HU332, Békés                                       |
| @Postalcode City                   | 5600 Békéscsaba                                    |
| @Street Streetnumber               | Gyulai 1   |
| @Home Page                         | www.bmva.hu  |
| @Assimilated Partner               | @no  |
| @Vat Number                        | 19057787-2-04                                      |
| @Recover Vat                       | @no  |
| @Other National Identifying Number |  |
| @Type of Identifying Number        |  |
| @Type of Partner                   | interest groups including NGOs                     |
| @Small or Medium Enterprise        | @no  |
| @Co Financing Source               | ERDF   |
| @Co Financing (%)                  | 85.00  |
| @Legal Representative Firstname    | Zsolt  |
| @Legal Representative Lastname     | Szász  |
| @Legal Representative Email        | director@bmva.hu                                   |
| @Legal Representative Telephone    | 00 36 202 390 443                                  |
| @Contact Person Firstname          | Zsolt  |
| @Contact Person Lastname           | Szász  |
| @Contact Person Email              | director@bmva.hu                                   |






|                           |   |
|---------------------------|---|
| @Contact Person Telephone | 00 36 202 390 443   |
| @Legal Status             | public  |
| @Experiences              | <p>The Békés County Foundation for Enterprise Development (BMVA) is 100% founded by the Békés County Council, so as a non-profit foundation, it operates for the public interest, aiming at supporting development and economic cooperation. The Foundation, together with the Hungarian Development Foundations from a national professional network (legally completely independent entities, developing similar professional activities on their own territories), has professional relations on the entire Hungary territory. Among the partners, BMVA has the most cross-border projects and project management experiences, starting from 2002, it already took part in 7 CBC projects, thus, it can help in the management, organization and communication activities, its experts speak Romanian, Hungarian and English languages. Besides this, by contracting entrepreneurs and other NGOs during the project implementation, as well as after it, they can involve support on a large scale and can promote the project in several languages. Given its qualities as an organization, besides its personnel information equipment (e.g. laptops, projectors), being able to work effectively on external sites, as well (if needed). Taking into account its professional, human, financial and administrative capacities, the institution is able to fulfill the role of the beneficiary in order to successfully manage and implement a project as it is required by the Programme rules and bodies.</p>   |
| @Benefit                  | <p>From the experience of projects already implemented by the BMVA, it knows the necessary processes such as professional and financial planning, preparation of the application, commitment for establishing contracts, the timing of the implementation, the importance of reporting, compliance with the accounting rules, availability during controls, the fulfillment of visibility conditions, the development and maintenance of the active communication relationship with the Program bodies, the partners and target groups of the project ensuring sustainability of the project. As beneficiary, BMVA is able to share and apply past experiences in each stage of the project. Besides knowing the processes, the previous project results comprise the following: 1. Common preparation of leaflets presenting the tourist attractions of the region in Hungarian and Romanian side. 2. Hungarian and Romanian business guide has been designed, where the Romanian companies were informed about Hungarian entrepreneurship and Hungarian companies were informed about Romanian entrepreneurship. 3. A study on agricultural cooperation was completed. 4. HURO/0808/001 "Agricultural Producer Network without borders" implementing a common portal where the Hungarian and Romanian farmers generated joint procurements and recoveries. 5. Presentation materials regarding common touristic packages were completed. 6. Hungarian and Romanian businesses could upload on the self-and-buy interface. 7. The AB-EXPO event hall was built with full infrastructure. The results created a well-working active relation between Arad and Békés counties, still supported by BMVA. Besides this, BMVA also has a database containing several Romanian and Hungarian businesses.</p> |



|                                      |   |
|--------------------------------------|---|
| <p>@Other International Projects</p> | <p>BMVA took part in the following CBC projects: 1. RO 2002/000.628.03-32 "Creation of a regional tourism information portal and cross-border relations" submitted in 2002, implemented in 12 months. Object: generation of common touristic appearances on the Hungarian-Romanian border. 2. HU 2003/005-830-03-25 " Business foundation without borders" submitted in 2003, implemented in 12 months. Object: entrepreneurship development and promotion on the other side of the border. 3. HU-RO-SCG-1/263 "Agricultural cooperative network – study preparation" submitted in 2004, implemented in 12 months. Object: the possibility of Joint Agricultural Recovery through preparing a study. 4. HURO/0801/001 "Agricultural Producer Network without Borders" submitted in 2005, implemented in 12 months. Object: achievement of a joint procurement and recovery agricultural portal for the Romanian and Hungarian farmers. 5. RO-2004/016-940.01.01.10 " Europa! Aradul Si Bekes-ul Te Asteapta" (Europe! Arad and Bekes are waiting for you!), submitted in 2004, implemented in 12 months. Object: creation of common tourist program packs on the Romanian-Hungarian border. 6. HURO/0801/058 " Creation of a counseling network for the Hungarian – Romanian companies", submitted in 2008, implemented in 12 months. Object: creation of a counseling network for the Hungarian-Romanian companies. 7. HURO/0802/023_AF"AB-EXPO" consortium partner role, submitted in 2008, implemented in 24 months. Object: building an exhibition and event hall in Békés County. As you can see the above mentioned projects, the BMVA has significant experience in CBC projects. Other projects: TÁMOP-1.4.5-12/1-2012-0012 – Mentoring activities for young entrepreneurs, promoting young people's to become entrepreneurs. TÁMOP-2.3.6.A-12/1-2012-0008 – Counseling for young entrepreneurs, providing trainings and organizing events.</p> |
|--------------------------------------|---|

**@Project partner 4**

|                                    |                                |
|------------------------------------|--------------------------------|
| @Partner Role In The Project       | PP                             |
| @Partner Name                      | Asociatia INTEGRA Romania      |
| @Partner Name Engl                 | INTEGRA Association Romania    |
| @Abbreviation                      | IRO                            |
| @Department                        | President                      |
| @Nuts Id0                          | RO, ROMÂNIA                    |
| @Nuts Id1                          | RO1, Macroregiunea Unu         |
| @Nuts Id2                          | RO11, Nord-Vest                |
| @Nuts Id3                          | RO111, Bihor                   |
| @Postalcode City                   | 410017 Oradea                  |
| @Street Streetnumber               | Roman Ciorogariu 24            |
| @Home Page                         | www.integraromania.ro          |
| @Assimilated Partner               | @no                            |
| @Vat Number                        | 13132631                       |
| @Recover Vat                       | @no                            |
| @Other National Identifying Number |                                |
| @Type of Identifying Number        |                                |
| @Type of Partner                   | interest groups including NGOs |
| @Small or Medium Enterprise        | @no                            |
| @Co Financing Source               | ERDF                           |
| @Co Financing (%)                  | 85.00                          |
| @Legal Representative Firstname    | Adrian Octavian                |
| @Legal Representative Lastname     | BAN                            |
| @Legal Representative Email        | aban@integraromania.ro         |
| @Legal Representative Telephone    | +40 726 144 821                |
| @Contact Person Firstname          | Adrian Octavian                |



|                           |   |
|---------------------------|---|
| @Contact Person Lastname  | BAN   |
| @Contact Person Email     | aban@integraromania.ro  |
| @Contact Person Telephone | +40 726 144 821   |
| @Legal Status             | private   |
| @Experiences              | <p>Asociatia Integra Romania (IRO), a non-profit organisation founded in 2000 in Oradea, has extended experience in teaching &amp; training (competencies officially recognised by the Ministry of Labor and the Ministry of Education in Romania), entrepreneurship, research, curriculum development for various training programs including financial and entrepreneurship, training &amp; consultancy (including start-ups as well as already established entities), social economy, social inclusion, financial education, MED and SME development programs. IRO was involved in community and socio-economic development activities and projects, also as member of the INTEGRA Network (<a href="http://www.integra.sk">www.integra.sk</a>), a network of socio-economic development organisations active in Central and Eastern Europe, with offices in Slovakia, Bulgaria, Russia, Serbia, Canada and the USA - the last two supporting the work of those in Europe. In this quality, IRO is supporting the development of civil society, democracy and the market economy in Romania and Eastern Europe. IRO partnership activities have covered the following themes / issues: adult learning and pedagogical methods tailored to the specific characteristics of low-income targeted groups (unemployed, migrants, social minorities etc); training programs tailored to the specific characteristics of adult learners without higher education, including a wide range of topics related to financial education, market research, etc; delivering educational programs, complementary impact studies etc.; mobilising stakeholder support, including social policy tools to strengthen financial culture promotion systems by creating a favourable environment for practitioners. In 17 years of experience, IRO was organising entrepreneurship courses, agriculture, professional orientation, accounting, for more than 1,760 people. Also, IRO has 9 years of experience in granting micro credits: 967 granted loans in total 2,800,000 USD and 395 created and sustained businesses.</p> |
| @Benefit                  | <p>IRO has been promoting, sustain and coordinating various educational and entrepreneurial programs both in rural and urban settings. Between 2000 - 2017 more than 4500 people benefited by attending IRO's 263 courses, seminars, workshops and conferences on topics such as entrepreneurship (1500), agriculture (368), counselings and professional orientation (1337), ethics in education, financial and juridical consultations (1070) and other topics. More than 17000 hours of business consultancy were directed towards helping people from both urban and rural areas start 214 new business and helping 400 existing ones to grow and develop. By doing this IRO has helped facilitate the starting and sustaining of 2700 jobs. IRO is investing in those who actively contribute to community development, to positively influence those willing to overcome their current status and thus have a lasting impact on society in general. IRO is contributing to improving the quality of life of every person they work with, hoping that these people will influence others and will install a new sense of hope in their community. IRO want to support the efforts of those who want to learn more to cope with these changes. The usual beneficiaries of IRO projects are: a. Women in difficulty (unemployed, widowed, single mothers, divorced women) with a strong desire and motivation to manage a small business, eager to learn new stuff; b. Families involved in a small business; c. Small entrepreneurs in rural areas; d. Small producers from various counties of the country. Attracting grant partners with prestigious USAID, UNDP, Shell Foundation, DFID, Citigroup Foundation, ANPCDEEP.</p>  |



|                                      |  |
|--------------------------------------|--|
| <p>@Other International Projects</p> | <p>1. ESF- Equal Opportunities for a future-2013-POSDRU/144/6.3/S/131904-Fundatia Filocalia, Iasi, Romania 2. ESF- Four-wheel drive (4x4)-2013-POSDRU/135/5.2/S/125985-CAIES (Centrul de Analiza si Inovare Economico-Sociala), Bucharest, Romania. 3. ESF-Rural entrepreneurship for a sustainable development-2010-POSDRU/83/5.2/S/58733-AFFMR (Asociatia Femeilor si Familiilor din Mediul Rural), Bucharest, Romania. 4. ESF-Social Inclusion: Best practices models in the area of Social Inclusion-2010-POSDRU/98/6.4/S/64094-The Resource Center for Ethical and Solidarity Initiatives, CRIES, Timisoara, Romania 5. Lifelong Learning Program Grundtvig Financial Education to Fight Adult Exclusion-2010-2010-1-FRI-GRU06-14458 3-the European Microfinance Network (EMN), Paris, France. 6. ESF-Social Economy: An innovative model for the promotion of the active inclusion of vulnerable groups-2009-POSDRU/14/6.1/S/2-Ministry of Labour Family and Social Protection (MMFPS), Bucharest, Romania</p> |
|--------------------------------------|--|



## @PART C - Project description

### @C.1 Project relevance

@C.1.1 What are the common territorial challenges that will be tackled by the project? Please describe the relevance of your project for the programme area in terms of common challenges and/or joint assets addressed?

Today, all national and international statistics shows an inverse proportional relationship between the level of education and unemployment, as well as widening income disparity between those with higher education and the less educated. Some factors that influence rural poverty reproduction (lack of jobs, education, and infrastructure) are partially similar in the Romanian-Hungarian border region. Moreover, North Western Romania and Eastern Hungary are included in the same region and in the same B cluster, meaning areas with low agricultural income, but with a high economic importance of agriculture. The challenge for local public administration both sides of the border is to assure higher qualitative services to their inhabitants, particularly to youth one, increasing their school attendance, their educational & life environment. At a time when societal challenges are demanding discoveries at the intersections of diverse disciplines, fostering a culture of entrepreneurship is one of the most powerful ways that universities act as economic accelerators. In today's competitive environment, universities and training providers entities must also develop new partnerships with leading companies, foundations, and other research-intensive institutions. As educators, there is an extremely important responsibility - to prepare all students for a rapidly changing job market, and to educate them to be architects of the world in which we live. In today's economy, when the future of work is changing faster than our old models of education can accommodate, this is no easy task. As the world's leaders in industry, government, and education engage on the future of work and other important topics at this year's World Economic Forum in Davos, education must play a committed role to addressing these challenges and seizing these opportunities. To succeed, we all must ensure that talent from the diverse, global community has access to opportunity in the new economy.

@C.1.2 What is the project's approach in addressing these common challenges and/or joint assets and what is new about the approach the project takes? Please describe new solutions that will be developed during the project and/or existing solutions that will be adopted and implemented during the project lifetime and in what way the approach goes beyond existing practice in the sector/programme area/participating countries.

As mentioned, the factors that influence the reproduction of poverty in the rural areas (lack of jobs, poor education and infrastructure) are similar in the cross-border region of Romania and Hungary. Within the European Union the two counties are part of the same region of development as Nomenclature of Territorial Units for Statistics (NUTS) 3, being classified in the B cluster which is characterized as having low incomes and the major source of income being agriculture. During 30 months, the 4 entities involved in the project implementation will run a various group of activities, aimed to establish and develop both a physical and a virtual space, as long term available resources for inhabitants, both sides of the border, who recognise that entrepreneurial skills are extremely useful not only in establishing a private business but also in developing employability skills, that are more and more looked by investors and employers in the targeted area. So, a number of around 700 people will be directly involved in CDDL project: 300 people will participate at training courses - nationally certified, of entrepreneurial skills and IT competences; 300 people will attend workshops specifically dedicated to entrepreneurial knowledges, best practices, verified tools and more than 100 people will attend specific events organised both sides of the border, in order to promote increased employability tools and instruments. During the project timeframe, CDDL will receive also a "house", namely a former school building from Les village, part of Nojorid Commune, will be modernised and transformed in Center for Sustainable Development, location that will have a plenary conference room - that using modular walls could be transformed also in 2 training courses rooms, other 2 training classes specifically designed - one for entrepreneurial courses and the second one for IT competences, as well as an open air training space in the yard.

@C.1.3 Why is cross-border/transnational cooperation needed to achieve the projects objectives and result? Please explain why the project goals cannot be efficiently reached acting only on a national/regional/local level and/or describe what benefits the project partners/target groups/project area gain in taking a cross-border / transnational approach.

North Western Romania and Eastern Hungary are included in the same region and in the same B cluster, meaning areas with low agricultural income, but with a high economic importance of agriculture. The challenge for local public administration both sides of the border is to assure higher qualitative services to their inhabitants, increasing their educational & life environment, their employability. The following five cultural obstacles are actually cross border cooperation reasons and motivation: **1.** Lack of a "can do" attitude. In many European countries, confidence in one's own entrepreneurial abilities is comparatively low. People just do not think they can do it. **2.** High level of risk aversion. New technology, as well as self-employment in general, are perceived as too risky. People refrain from taking unnecessary risks, and therefore, do not become entrepreneurs. **3.** No culture of second chances. Failed entrepreneurs in Europe often have to fight to finance a second, new business idea. There, the reasoning is that a failed entrepreneur will do better the second time around. **4.** Strong trust in the state. Especially the non-English speaking European countries have a strong state. In the US (as well as the UK), the focus is on individual responsibility. Individual responsibility is a prerequisite for becoming an entrepreneur. **5.** Hardly any entrepreneurship education. In many European countries, entrepreneurship education hardly plays a role in schools. And would-be entrepreneurs must seek to gain the necessary competences through self-study. This is the context in which CDDL project is aiming to build both physical and virtual instruments to tackle these challenges on the Romanian - Hungarian border.

@C.1.4 Please select all cooperation criteria that apply to your project and describe how you will fulfil them. Cooperation criteria. Please select all that applies to your project

@Cooperation criteria

@Description



|                              |  |
|------------------------------|--|
| <p>@Joint Development</p>    | <p>X</p> <p>The project was developed by all involved partners, activities were established together during the preparatory stages, via several working meetings, and numerous e-mails exchanged. Partners have chosen complementary type of activities, in order to be able to implement them with efficacy and efficiency, based on each one experience and background. repetitiveness, to demonstrate that, even if they are individual localities, the impact is on the community that benefits. The project leader was chosen with agreement of all partners, the responsibilities and activities of each partner were detailed. Also, within these meetings, partners have decided upon the financial matters.</p>   |
| <p>@Joint Implementation</p> | <p>X</p> <p>This project will be performed both in Romania and in Hungary. During the implementation time frame, meetings will take place every month, with a 3-month structure as it follows: one meeting in Romania, one meeting in Hungary, one meeting via Skype. Every meeting will be followed by minutes of the meetings that will be received by all participants in due time, according also to the communication plan. The concept of the project is definitely about joint implementation. The regular meetings and activities (shared experience) are the base of a successful cooperation. Although individual activities, they will be implemented together. The project results will also be disseminated as part of a joint implementation system. The management team will prepare the progress reports, and will work together for the possible clarifications. Each partner will continue to support the costs necessary for maintaining the achieved equipment/investment. They will ensure the functioning of the investments, and are responsible for their maintenance after the project is completed. Moreover, after the project is implemented, the 4 institutions will benefit from the investments and equipment achieved for years. Whenever possible partners will use green infrastructure, natural fabrics, recycled products. In achieving the transportation means, there will be taken into account the environment-friendly ones, with low carbon emissions.</p> |
| <p>@Joint Staffing</p>       | <p>X</p> <p>The implementation team is set up by all partners. Each partner decided on its own team members. Their responsibilities were defined before project submission, and stipulated in Job descriptions, assuring the complementary features. Partners have the necessary qualified personnel to implement the activities. It was commonly agreed that part of the activities will be implemented on voluntary bases, as the most part of the available budget should be oriented to acquisitions of transportation vehicles, needed. All together, there will be 15 persons employed during the project implementation. The management will be assured by partner PP3 - IDAOMA. The Lead Partner will have 2 persons - a project assistant and the project financial coordinator and acquisition expert. The Hungarian partner, BMVA - PP1, will have 4 persons: a project assistant, an expert in entrepreneurial development, a vocational councillor / social assistant and a responsible with professional training program. And, the partner PP2, IRO, will have a number of 8 persons hired, namely: one coordinator of training &amp; counselling program, one assistant for training and counselling program, 2 trainers for entrepreneurial training courses, 2 trainers for IT &amp; C competences and 2 councillors &amp; vocational counselling.</p>   |



|                         |   |
|-------------------------|---|
| <p>@Joint Financing</p> | <p>X</p> <p>All partners assume the expenditures eligible for funding. They are also aware of the reimbursement procedure of the Programme, thus they set up a realistic cash-flow, in order to be able to make the expenditures. During preparation meetings, partners decided the shares and the amount of money for each, in order to cover the costs involved. The Lead partner is responsible for managing the funds, in order to receive them into the single bank account for the project and transferring the share to the partner. Also, each partner committed to assure the necessary funds to implement the activities related to promote the project, to assure the partnership meetings and the relevant communication costs. Procurement will be achieved in accordance with national legislation, as well as the Interreg Romania Hungary Programme's. Partners will start the tenders at the beginning at the project, so that we avoid the risk of not finalising the activities due to the delays in acquisition process. Each partner will continue to support the costs necessary for maintaining the achieved equipment/investment. They will ensure the functioning of the investments, and are responsible for their maintenance after the project is completed. Moreover, after the project is implemented, the 4 institutions will benefit from the investments and equipment achieved for years.</p> |
|-------------------------|---|

**@C.2 Project focus**

**@C.2.1 Project objectives, expected result and main outputs**

**@Programme priority specific objective**

**@Project main overall objective**

@What is the main overall objective of the project and how does it link to the programme objective? Specify one project main objective and describe its contribution to the programme priority specific objective.

"Increased employment in rural area" The main objective is to increase the number of persons with higher employment potential, through dedicated instruments, methods, standardised training programs. The supported joint employment initiatives and training (training/ training services, providing live and on-line classes, workshops, tutorial sessions, debates, information briefings, one-on-one mentoring, presentations, seminars, symposiums, conferences, colloquium etc.) are required to contribute to employment (training programmes completed with nationally recognised certificates of qualification/completion and/or certificate of competence, delivered by authorised providers, on specific curricula related to the projects objectives and dedicated to the identified needs of the target groups). There are studies that distinguish between two "types" of poverty: the so-called "poverty of rural areas" that is the possible disadvantage of the rural context in comparison with the urban one, and the so-called "poverty in rural areas", describing the different features of the risk of poverty and social exclusion for people living in rural areas (European Commission, 2009). Based on the Oradea sociologists involved in analysing this context both sides of the Romanian / Hungarian border, the first type of poverty should be targeted by European economic policies, while the second should concern mainly local authorities and national policies. But as the report highlights mentioned above, policies aimed at two types of poverty should be convergent, complementary, and not separate from each other.

**@Programme result**


@Select one programme result indicator your project will contribute to.

R 8/b Employment rate in the eligible area as a percentage of the working age population

**@Project main result**

@What is/are the project main results and how do they link to the programme result indicator? Specify your one or more projects main results and describe their contribution to the programme result indicator.

700 persons involved in the CDDL project activities: 300 people graduating certified training courses, in 2 disciplines, entrepreneurial skills and IT competences; 300 people attended specific dedicated workshops with mentors in entrepreneurial best practices, instruments, tools; 100 persons attending bilateral events organised during the project implementation. Also, a sustainable development centre, established and well equipped in rural area of Oradea Metropolitan Area, namely in Les Village, Nojorid Commune. An web page & integrated platform offering information and services to those looking for employment opportunities and personal & professional development.



**@Project overall objectives**

| <b>@Which are the specific objectives the project will be working towards? Define max. 3 project specific objectives.</b>  |  |
|--|--|
| <b>@Title of specific objective</b>  | <b>@Please provide a short explanation on the defined specific objectives</b>  |
| OS1. Enhancing the co-operation of local labour market actors in order to improve labor matching and the employment situation  | Inhabitants of the 11 rural administrative units members of IDAOMA will receive during the CDDL project a complex package including conciliation, training and mentoring training in IT competences and entrepreneurship. GT1 - 300 persons trained in entrepreneurial & IT competences will graduate and receive a certified diploma that will increase their employability skills. Each of them will benefit also from an average of 3 hours / person in vocation conciliation. Another group - GT2 of 300 people will receive mentoring and conciliation in entrepreneurial field. And GT3 = 100 persons who will participate at the periodical events organised in order to promote the project and its beneficiaries. |
| OS2. Increase the institutional capacity of all the involved partners - as permanent and continue resource for counselling, training and support of the employable human resources | 4 partners organisations / entities - networking & - partner structures - non-governmental organisations and / or public institutions, which will develop their organisational and institutional capacity  |
| OS3. Creation of a long-term context for dialog and cooperation regarding the educational & training level of the inhabitants of the involved communities                          | Through this network, it is designed that further initiatives will grow and be developed, including series of exchange of experiences visits between partners, offering better services to inhabitants. The CDDL will continue to develop as a creative and constructive context for sustainable initiatives and development.  |


**@Project main outputs**

**Overview table on project outputs as defined in the work plan**

| <b>@Programme output indicators</b>  | <b>@Project output indicator targets</b> | <b>@Measurement Unit</b> | <b>@Project main output quantification (target)</b> | <b>@Project main output number</b> | <b>@Project main output (title)</b>      |
|--|--|--------------------------|---|------------------------------------|--|
| CO44 Labour Market and Training: Number of participants in joint local employment initiatives and joint training | 600.00                                   | Number                   | 0.00  | T1.1.1                             | Strategic document at metropolitan level |
|  |  |                          | 300.00  | T2.1.1                             | Strategic documents                      |
|  |  |                          | 300.00  | T3.1.1                             | Training activity                        |
|  |  |                          | 0.00  | T4.1.1                             | Acquisitions NOJCOM                      |

**@C.2.2 Target groups**

| <b>@Target group/-s</b>              | <b>@Please further specify the target group/s (e.g., bilingual elementary schools, environmental experts, etc.).</b>  | <b>@Target value<br/>Please indicate the size of the target group you will reach.</b> |
|--------------------------------------|---|---|
| local public authority               | Nojorid Commune and the other 10 rural administrative units members in Oradea Metropolitan Area   | 11.00   |
| education/training centre and school | IRO as training provider entity   | 1.00  |
| interest groups including NGOs       | 3 out of the 4 involved partners - BMVA, IDAOMA are NGOs.   | 2.00  |
| business support organisation        | One dedicated event for at least 30 business support entities from targeted area - Bihor and Bekes Counties mainly  | 30.00   |
| General public                       | Around 700 direct participants at project activities: 300 participants at the certified training courses, 300 participants at the specific entrepreneurial workshops; 100 participants at bilateral events. | 700.00  |





**@C.2.3 Durability of project outputs and results**

@How does/will the project ensure that project outputs and result/s have a lasting effect beyond project duration? Please describe concrete measures (including institutional structures, financial resources, etc.) taken during and after project implementation to ensure and/or strengthen the durability of the project `s outputs and results. Explain how outputs will be further used once the project has been finalised and, if relevant, explain who will be responsible and/or who will be the owner of results and outputs.

Within the partnership concluded for the successful implementation of this project, as a result of activities, the four partners will be one step further in their work to provide better services towards citizens. Operational and institutional sustainability is assured by the four bodies involved in writing and implementing the project and by the project team. After the period of implementation, partners will remain in contact and develop activity and events agenda & calendar on short-term (one year after the end of implementation) and medium term (at least 5 years). Organisational sustainability of the project will then be assured of continuous operation of the activities (once equipped, the institutions will benefit from them for years), project which will ensure both continuity of activities and project's results. During and after the implementation of this project, it is envisaged that the involved entities will continue to develop their network, as a platform of long term cooperation, that should lead to a better communication between all the involved and responsible entities, both private and public, in the field of public services, particularly the ones related to educational environment.

**@C.2.4 Transferability of project outputs and results**

@How does will the project ensure that project outputs and results are applicable and replicable by other organisations/regions/countries outside of the current partnership? Please describe to what extent it will be possible to transfer the outputs and results to other organisations/regions/countries outside of the current partnership.

As the main aspects targeted through this project, namely education of youth and better life for elderly people, are common to almost all the community's members of the Oradea Metropolitan Area, the results of this project can be transferred to metropolitan level, so that in the next years local authorities can benefit from the systems implemented within the city halls. At rural level, they set a good-practice example for the other members of Oradea Metropolitan Area, as well as for other public institution at county, regional or national level. Being member of Romanian Federation of Metropolitan Areas, project can extend to other borders (e.g. Iasi with Moldova, Constanta with Bulgaria, Timis with Serbia, and Baia Mare with Ukraine).


**@C.3 Project context**

@C.3.1 Project Contribution wider strategies and policies  
How does the project contribute to wider strategies and policies? Please describe the project `s contribution to relevant strategies and policies; in particular, those concerning the project or programme area.

There are studies that distinguish between two "types" of poverty: the so-called "poverty of rural areas" that is the possible disadvantage of the rural context in comparison with the urban one, and the so-called "poverty in rural areas", describing the different features of the risk of poverty and social exclusion for people living in rural areas (European Commission, 2009). EU-wide cooperation exchange of best practice, peer learning and evidence sharing is a proven way to support EU Member States' education and training systems. Common frameworks help identify effective solutions while shared tools increase efficiency and broaden impact. Innovative practices in education, in particular digital ones, are taking place across the EU. These take various forms and involve public, private and nongovernmental actors. However, innovation in education systems is not an end in itself but a way to improve the quality and inclusiveness of education systems. More than 80 % of young people in Europe use the internet for social activities. Mobile access to the internet significantly increased over the last years. But use of technology for educational purposes lags behind. Not all primary and secondary schools in the EU have broadband connections and not all educators have the competences and confidence to use digital tools to support their teaching. A recent study showed that in 2015 an estimated 18 % of primary and secondary schools in the EU were not connected to broadband. Innovation in education systems, understood as the adoption of new services, technologies, competences by education organisations, can help to improve learning outcomes, enhance equity and improve efficiency. It is most effective and sustainable when embraced by well-trained teachers and embedded in clear teaching goals. Europe 2020 is the EU's growth strategy for the period 2010-2020. International cooperation is a cross-cutting priority of Horizon 2020.

@Indicate if the project contributes to a macro-regional strategy and describe in what way.

| @Description                      |   |
|-----------------------------------|---|
| EU Strategy for the Danube Region | Our project is in accordance with Priority Area 09 "Investing in People and Skills" of the EU Strategy for the Danube Region, target no. 1- Contribution to a higher employment rate in the Danube Region, especially through tackling youth and long-term unemployment. By having several actions containing vocational counselling and mentoring working session, we are also addressing target no. 4 - Contribution to ensuring inclusive education and training and promoting inclusive labour markets, equal opportunities and non-discrimination as well as the promotion of civic competences and lifelong learning opportunities for all. By our activities we are addressing to citizens of the 2 counties, by offering qualified training in order to improve the employment rate. Within the CDDL project, communities from 2 neighbouring countries and counties are developing their institutional capacity with towards their citizens, strengthening at the same time the relationship between them. |



**@C.3.2 Synergies**

**@What are the synergies with other past or current EU and other -projects or EU-initiatives the project makes use of?**

The CDDL project is in accordance with the priority AXIS 3: IMPROVE EMPLOYMENT AND PROMOTE CROSS-BORDER LABOUR MOBILITY, aiming to bring together entities both sides of the border and cooperating on employment aims. Also, synergies goes to the Romania-Hungary Cross-Border Operational Programme 2014-2020, that emphasize the challenges that include low level of job creation, underuse of economic potential, inadequate cross-border mobility and that these challenges may be best addressed through integrated actions aimed at inclusive growth and employment, relying on the endogenous potential of specific territories.

Also, it complies with Romania's Territorial Development Strategy - the long-term programmatic document that outlines the vision for the development of the national territory for the time horizon 2035 and sets out development objectives, measures, actions and concrete projects at territorial level -2.4.3 - Cross-Border Areas. It also complies with Regional Development Plan for 2014-2020 - P3 - Increasing the quality of life of the inhabitants of the region, with Sustainable Development Strategy of Bihor County, 2014-2020, with Action Plan for 2014-2020 of Territorial Administrative Units and Intercommunity Development Associations in Bihor County, as well as Local development strategies of the Romanian local public entity.

Last but not least, we refer to a recent document, namely The Communication from the Commission of the European Parliament, The Council, The European Economic and Social Committee and the Committee of the regions, on Digital Education Action Plan - Brussels, 17.1.2018 COM(2018).

**@C.3.3 Knowledge**

**@How does the project make use of building available knowledge?**

"In a 21st century learning model, learning extends beyond the classroom walls, and students are exchanging, discussing, questioning, reflecting and making connections anywhere, anytime. Most importantly, students are inspired and empowered to act, rather than sit back and have the knowledge brought to them. Despite the huge advances that we've seen in technology, not much has changed when it comes to how we view learning and how we design learning environments. The transmission model of education is still the name of the game, although in some circles there are signs of its erosion. "

Through the designed project activities, both "hard" and "soft", learning lessons and experiences with long-term impact on the target groups as well as on the implementers, are to be mentioned:

- \* the 3 strategical documents - one at the level of Bekes County, Hungary, the second one at the level of Oradea Metropolitan Area, as well as the "mapping" document related to entrepreneurial potential, skills, needs, at the level of targeted area, will represent long term available useful instruments
- \* the brochure based on best practices, tools, instruments, lessons learned, toolkit on entrepreneurial skills, published in Romanian and in Hungarian languages
- \* the different training curricula, disseminated on numerous participants
- \* the promotion, cooperation, campaigning events, organised with participants from both countries
- \* the workshops, mentoring and counselling working sessions

**@C.4 Horizontal principles**

**@Please indicate which type of contribution to horizontal principles applies to the project, and justify the choice.**

| <b>@Horizontal principles</b> | <b>@Description of the contribution</b> | <b>@Type of contribution</b> |
|-------------------------------|---|------------------------------|
|-------------------------------|---|------------------------------|



|                                       |  |          |
|---------------------------------------|--|----------|
| Sustainable development (environment) | <p>From the social perspective, through the proposed training activities aimed at increasing the employability of people in the targeted areas, the project directly contributes to raising the living standard of the targeted group. As a consequence, a positive effect on the quality of life and the ability to protect their own health will be visible and in this way the project contributes to the achievement of the objectives set by the EU in the field of sustainable development, namely those regarding the improvement of the quality of life and the protection against the threats to health. From the environmental point of view, in the development of technical documentation for acquisitions, environmental criteria (ex green stamp for electronic equipment) will be introduced. Also, within the project implementation procedures, a section on collection of recyclable paper and consumed toners and their placement at special collection points will be developed. When purchasing equipment, account should be taken of the introduction of environmental protection clauses in the drafting of the tender specifications / call for proposals and priority will be given to equipment produced in compliance with environmental standards and with the smallest possible pollution (in terms of radiation, emissions, electricity consumption, noise). The CDDL workspaces are designed to ensure increased energy efficiency, making the most of natural light, using light bulbs, reducing energy and water use. The design of the CDDL includes also an open air space in the yard, developing outside training activities taking into account use of natural light. The project team will rationally use paper, water and electricity to carry out project activities. Participants are encouraged to do the same by introducing sessions on the importance of environmental protection in all course materials. In terms of catering needs, special attention will be given to the use of local natural products - fruits &amp; vegetables.</p> | positive |
|---------------------------------------|--|----------|




|  |   |          |
|--|---|----------|
| Equal opportunity and non-discrimination | <p>Promoting the principles of equal opportunities will be present in the practices and policies of carrying out the project activities; compliance with anti-discrimination legislation in the context of recognising that employees are the most important resource in an organisation; respecting accessibility criteria, equal treatment, non-discriminatory treatment, in relation to the needs and aspirations of individuals; adapting the teaching and assessment methods to the assimilation features of the target group; application of the principle of proportionality of remuneration, equal treatment in the process of purchasing services and products. The press conferences, the intermediary communications and the information and publicity campaigns organised within the project will promote the principles of gender equality and equality, non-discrimination and respect for diversity, creation of conditions for ensuring equal access to services and effective support measures, regardless of age, social category etc. The award of services and supplies contracts will be done in compliance with the principles of equal treatment and non-discrimination throughout the procurement procedures, offering equal opportunities to potential contractors to become contractors. This project supports innovation by adapting to Romanian rural environment the methods and practices of training and entrepreneurial training and ICT.</p> | positive |
| Equality between men and women           | <p>The project promotes and respects the principles of equal opportunities and non-discrimination at all stages of preparation and implementation: in the project preparation phase, the team was formed both of male and female, strictly on competence and specialisation criteria, without any discrimination; during the implementation of the project, the same principles will be observed in identifying and selecting the participants in all project activities; new staff hired during the project run and the experts involved will be selected to eliminate any restriction or preference only based on the experience and skills required to carry out the project and achieve the objectives. No restriction will be applied to target groups regarding the participation at project's activities. Moreover, from the very beginning of the project, the teams are formed based on the personal knowledge and experience without any gender discrimination, and salaries are paid according to the level of the activity performed. Men and women are equally expected to participate to events.</p>  | positive |

**@C.5 Work plan per work packages**

@Type: Preparation

| @WP Nr | @WP Title   | @WP Start date | @WP End date | @WP Budget |
|--------|-------------|----------------|--------------|------------|
| P      | Preparation | 10.2018        | 10.2018      | 4 000.00   |



|  |  |
|--|--|
| <b>@Partner involvement</b>  |  |
| @Partners involved   |  |
| @Name: NOJORID COMMUNE<br>@Role: LP  |  |
| @Name: Békés County Foundation for Enterprise Development<br>@Role: PP   |  |
| <b>@Summary description and objective of the work package</b>  |  |
| <p>In order to better prepare the CDDL project application, Nojorid Commune agreed - through a decision of local council, to allocate resources for bringing relevant data and information for the renovation of the cultural centre from Les village, rehabilitation of this building and its yard, in order to transform them in a location suitable to offer educational environment and long term sustainable development centre for the targeted area. The first stage of this approach was finalised with a technical justification and detailed worksheet with works that need to be done and their respective costs. The total amount of this first step is of 1,000 euro.</p> <p>The BMVA partner, from Hungary, in order to contribute to the preparation stage of CDDL project, decided to allocate resources for translation of documents, materials, guidelines, as well as of the discussions during the project preparatory meetings. The value of these translation services is totalising 3,000 euro.</p> |  |

**@Type: Management**

| @WP Nr | @WP Title  | @WP Start date | @WP End date | @WP Budget |
|--------|------------|----------------|--------------|------------|
| M      | Management | 10.2018        | 03.2021      | 260 990.00 |

@WP responsible partner: COMUNA NOJORID

|                             |   |
|-----------------------------|---|
| <b>@Partner involvement</b> |   |
| @Partners involved          | @Name: NOJORID COMMUNE<br>@Role: LP<br>@Name: Intercommunity Development Association Oradea Metropolitan Area<br>@Role: PP<br>@Name: Békés County Foundation for Enterprise Development<br>@Role: PP<br>@Name: INTEGRA Association Romania<br>@Role: PP |

**@Describe how the management on the strategic and operational level will be carried out in the project, specifically:**

- @structure, @responsibilities, @procedures @for the day-to-day management and co-ordination
- @communication within the partnership
- @reporting and evaluation procedures
- @risk and quality management
- @Indicate whether the management is foreseen to be externalised

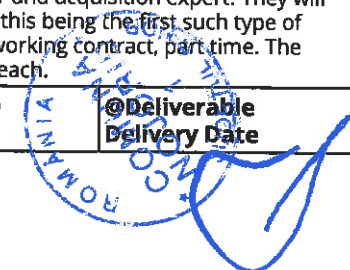
The objective of this WP is to ensure a good implementation of the project. By having a common team and specialists, all activities will be conducted within the project area at the best quality. All together, there will be 15 persons employed during the project implementation. The management will be assured by a person hired by partner PP3 - IDAOMA. The Lead Partner will have 2 persons - a project assistant and the project financial coordinator and acquisition expert. The Hungarian partner, BMVA - PP1, will have 4 persons: a project assistant, an expert in entrepreneurial development, a vocational councillor / social assistant and a responsible with professional training program. And, the partner PP2, IRO, will have a number of 8 persons hired, namely: one coordinator of training & counselling program, one assistant for training and counselling program; 2 trainers for entrepreneurial training courses, 2 trainers for IT & C competences and 2 councillors & vocational counselling.

**@Please describe activities and deliverables within the work package**

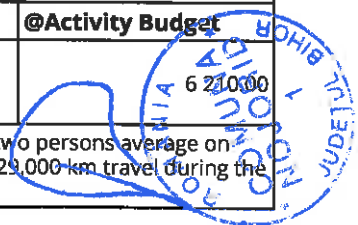
| @Activity Number                              | @Activity Title      | @Activity Start Date | @Activity End Date | @Activity Budget |
|---|----------------------|----------------------|--------------------|------------------|
| @Activity A.]]\$workpackage.wpNumberLabel#[.1 | Project team Nojorid | 10.2018              | 03.2021            | 18 000.00        |

The Lead Partner will have 2 persons - a project assistant and the project financial coordinator and acquisition expert. They will work in close communication and cooperation with the project manager from PP3 - IDAOMA, this being the first such type of project where Nojorid Commune is the Lead Applicant. Both persons will be employed, with working contract, part time. The employment contract will be for 30 months each, with a monthly fee of 300 euro / month for each.

| @Deliverable Number | @Deliverable Title | @Deliverable Description | @Deliverable Targetvalue | @Deliverable Delivery Date |
|---------------------|--------------------|--------------------------|--------------------------|----------------------------|
|                     |                    |                          |                          |                            |



|  |                                  |  |                                     |                                       |
|--|----------------------------------|--|-------------------------------------|---------------------------------------|
| @Deliverable<br>D.]]\$workpackage.wpN<br>umberLabel#[[.1.1   | Quarterly reports                | Both the LP assistant<br>and the Financial and<br>acquisition responsible<br>will work together with<br>the Project Manager to<br>prepare in due time all<br>the periodically reports,<br>submit them properly<br>and at the highest<br>qualitative level. | 7.00                                | 03.2021                               |
| <b>@Activity Number</b>  | <b>@Activity Title</b>           | <b>@Activity Start Date</b>  | <b>@Activity End Date</b>           | <b>@Activity Budget</b>               |
| @Activity<br>A.]]\$workpackage.wpNu<br>mberLabel#[[.2  | Project team - BMVA              | 10.2018  | 03.2021                             | 66 000.00                             |
| The Hungarian partner, BMVA - PP1, will have 4 persons involved in the project implementation, 2 of them being employed. One is the project assistant,, with an working contract for 30 months, monthly average salary of 700 euro. The second one is the entrepreneurial expert, also employed for this project for 30 months and with a monthly salary of 1.500 euro.  |                                  |  |                                     |                                       |
| <b>@Deliverable<br/>Number</b>   | <b>@Deliverable Title</b>        | <b>@Deliverable<br/>Description</b>  | <b>@Deliverable<br/>Targetvalue</b> | <b>@Deliverable<br/>Delivery Date</b> |
| <b>@Activity Number</b>  | <b>@Activity Title</b>           | <b>@Activity Start Date</b>  | <b>@Activity End Date</b>           | <b>@Activity Budget</b>               |
| @Activity<br>A.]]\$workpackage.wpNu<br>mberLabel#[[.3  | Project Team IDAOMA              | 10.2018  | 03.2021                             | 12 000.00                             |
| The management will be assured by a person hired by partner PP3 - IDAOMA. The working contract will be on part time, for 30 month, with a monthly salary of 400 euro.  |                                  |  |                                     |                                       |
| <b>@Deliverable<br/>Number</b>   | <b>@Deliverable Title</b>        | <b>@Deliverable<br/>Description</b>  | <b>@Deliverable<br/>Targetvalue</b> | <b>@Deliverable<br/>Delivery Date</b> |
| <b>@Activity Number</b>  | <b>@Activity Title</b>           | <b>@Activity Start Date</b>  | <b>@Activity End Date</b>           | <b>@Activity Budget</b>               |
| @Activity<br>A.]]\$workpackage.wpNu<br>mberLabel#[[.4  | Project team IRO                 | 10.2018  | 03.2021                             | 120 000.00                            |
| The partner PP2, IRO, will have a number of 8 persons hired, namely: one coordinator of training & counselling program - working part time, 30 months, with 400 euro / month as salary; one assistant for training and counselling program - also 30 months contract, full time, with 800 euro / month salary; 2 trainers for entrepreneurial training courses, 2 trainers for IT & C competences and 2 counsellors & vocational counselling. Last 6 persons will have working contracts on hourly fees bases, with 35 euro / hour. The trainers will work for 1000 hours on entrepreneurial training courses, 500 hours on IT & C competences and 900 hours for vocational counselling and mentoring. |                                  |  |                                     |                                       |
| <b>@Deliverable<br/>Number</b>   | <b>@Deliverable Title</b>        | <b>@Deliverable<br/>Description</b>  | <b>@Deliverable<br/>Targetvalue</b> | <b>@Deliverable<br/>Delivery Date</b> |
| <b>@Activity Number</b>  | <b>@Activity Title</b>           | <b>@Activity Start Date</b>  | <b>@Activity End Date</b>           | <b>@Activity Budget</b>               |
| @Activity<br>A.]]\$workpackage.wpNu<br>mberLabel#[[.5  | Travel and perdiem<br>Nojorid    | 10.2018  | 03.2021                             | 1 050.00                              |
| Due to the fact that we scheduled travel to Hungary every third months, there will be 10 travels, with three persons average on travel, and perdiem allocation of 35 euro / person / full travel day.  |                                  |  |                                     |                                       |
| <b>@Deliverable<br/>Number</b>   | <b>@Deliverable Title</b>        | <b>@Deliverable<br/>Description</b>  | <b>@Deliverable<br/>Targetvalue</b> | <b>@Deliverable<br/>Delivery Date</b> |
| <b>@Activity Number</b>  | <b>@Activity Title</b>           | <b>@Activity Start Date</b>  | <b>@Activity End Date</b>           | <b>@Activity Budget</b>               |
| @Activity<br>A.]]\$workpackage.wpNu<br>mberLabel#[[.6  | Travel and perdiem PP1<br>- BMVA | 10.2018  | 03.2021                             | 1 710.00                              |
| The Hungarian Partner has an allocation of 1710 euro, as result of an estimation of 9,000 km travel during the 30 months project time frame, with an average cost of 0,19 euro / km.   |                                  |  |                                     |                                       |
| <b>@Deliverable<br/>Number</b>   | <b>@Deliverable Title</b>        | <b>@Deliverable<br/>Description</b>  | <b>@Deliverable<br/>Targetvalue</b> | <b>@Deliverable<br/>Delivery Date</b> |
| <b>@Activity Number</b>  | <b>@Activity Title</b>           | <b>@Activity Start Date</b>  | <b>@Activity End Date</b>           | <b>@Activity Budget</b>               |
| @Activity<br>A.]]\$workpackage.wpNu<br>mberLabel#[[.7  | Travel and perdiem IRO -<br>PP2  | 10.2018  | 03.2021                             | 6 210.00                              |
| Due to the fact that we scheduled travel to Hungary every third months, there will be 10 travels, with two persons average on travel, and perdiem allocation of 35 euro / person / full travel day. Also, the travelling estimation is of 29,000 km travel during the 30 months project time frame, with an average cost of 0,19 euro / km.  |                                  |  |                                     |                                       |



| @Deliverable Number  | @Deliverable Title              | @Deliverable Description | @Deliverable Targetvalue | @Deliverable Delivery Date |
|--|---------------------------------|--------------------------|--------------------------|----------------------------|
| @Activity Number   | @Activity Title                 | @Activity Start Date     | @Activity End Date       | @Activity Budget           |
| A.]]\$workpackage.wpNumberLabel#[.8  | Travel and perdiem PP3 - IDAOMA | 10.2018                  | 03.2021                  | 3 630.00                   |
| Due to the fact that we scheduled travel to Hungary every third months, there will be 30 travelling units allocated, with a perdiem allocation of 35 euro / person / full travel day. Also, the travelling estimation is of 8,000 km travel during the 30 months project time frame, with an average cost of 0,19 euro / km. |                                 |                          |                          |                            |
| @Deliverable Number  | @Deliverable Title              | @Deliverable Description | @Deliverable Targetvalue | @Deliverable Delivery Date |

**@Type: Investment**

| @WP Nr   | @WP Title               | @WP Start date                      | @WP End date | @WP Budget |
|--|-------------------------|-------------------------------------|--------------|------------|
| I1   | Investment Nojorid CDDL | 10.2018                             | 03.2019      | 333 761.00 |
| @WP responsible partner  |                         | NOJORID COMMUNE                     |              |            |
| <b>@Partner involvement</b>  |                         |                                     |              |            |
| @Partners involved   |                         | @Name: NOJORID COMMUNE<br>@Role: LP |              |            |
| @Description and objective of the work package   |                         |                                     |              |            |
| <p>During the project timeframe, CDDL will receive also a "house", namely a former school building from Les village, part of Nojorid Commune, will be modernised and transformed in Center for Sustainable Development, location that will have a plenary conference room - that using modular walls could be transformed also in 2 training courses rooms, other 2 training classes specifically designed - one for entrepreneurial courses and the second one for IT competences, as well as an open air training space in the yard. Now, the building is still used - until June 2018, for educational process - 2 elementary classes. Starting the scholar year 2018 - 2019, all the educational programs for elementary classes will be reunited in the upgrade building across the street of the future CDDL location, so the targeted building will be ready to start renovation and modernisation works. As it is visible in the pictures included in the attachment section, there is a special ornamental design on one of the frontal walls of the building. Due to the fact that this drawing has a special meaning for the community, it will be kept also after the modernisation and the new facade, as an emblem of the building &amp; community.</p> <p>The first stage will be the realisation of the technical project, estimated - based on available documentation, at the amount of 17.756 euro. This stage has to be ready by the end of November 2018, so the effective works to start immediately after it. The value of reconstruction and renovation process is estimated - and presented in the attached documents, at 239.881 euro, so together with the final technical project, a total value of 257.637 euro.</p> <p>Also, all the equipment and furniture needed to equip the building are totalising 76.124 euro - this amount includes; furniture for all the training classes &amp; conference plenary space, as well as for the 2 offices designed to be a permanent working space in the building.</p> |                         |                                     |              |            |



**@Justification**

@Explain the need for investment to achieve project objectives and results. Describe clearly the cross-border relevance of the investment. Describe who is benefiting (e.g. partners, regions, end-users etc.) from this investment and in what way. In case of pilot investment, please clarify which problem it tackles, which findings you expect from it, how it can be replicated and how the experience coming from it will be used for the benefit of the programme area.

The Council of Nojorid commune wants to modernise and endow the destination of an existing building, located in the village of Les, in the center of sustainable development, building which until now functioned the General School with classes I-IV Les, formerly the cultural house / center. The development of the proposed investment contributes to: • creating opportunities for local economy development • job creation and qualification of rural residents Ensuring the development of a viable investment is done by: • the interior reconfiguration of the spaces • equipping spaces with high-quality equipment meeting the requirements of European standards • the establishment of new training classes and offices spaces • arrangement of the premises, construction of parking places, construction of a drain for collection of rainwater from the enclosure, fencing, • providing the premises with all the necessary objectives for good functioning and environment protection, equipped and dimensioned according to the needs and hygienic according to the food standards in force

**@Location of the investment**

@Location of the physical investment

Nuts0: RO, ROMÂNIA

Nuts1: RO1, Macroregiunea Unu

Nuts2: RO11, Nord-Vest

Nuts3: RO111, Bihor

The building, former cultural centre and functioning today as elementary school is located in Les village, at number 91 (cadastral number 60252). The land on which the construction is located has an area of 2708 m2. The shape of the studied plot is an irregular trapeze, bordered by the national road DN 79 and the county road DJ 792A, and on the other two sides is bordered by private properties. In order to obtain a suitable space it is necessary to carry out the following repairs and interventions to the non-structural elements and installations of the construction: closing the existing terrace, and covering it; disconnection of the sanitary groups on the ground floor, within the central area to use it as a conference room, exams, or to use unobstructed walls to divide this area into 3 halls, a projection room and 2 classrooms; creation of new sanitary groups; opening glazing openings to the central space to allow natural lighting; partial dismantling of indoor plasters on walls and ceilings in affected areas; complete restoration of interior finishes to walls and ceilings; indoor painting; unpacking of warm floors from the ground floor including their support layer and provision of new floors; the additional thermal insulation with the mineral wool of the floor above the ground floor and its laying with the lath; rehabilitation of the existing roof; replacement of gutters and troughs, in order to ensure the collection of rainwater; breaking the parapet to the existing scene, to bring space to the same level; rehabilitation of the heating network and the development of an air conditioning system; repairs to the power grid; changing lighting fixtures and switches and sockets; creating a centralised voice-data system; and conforming to the PSI building, by building a fire signalling system; fitting out of parking spaces, and green spaces; rehabilitating the drainage system in the enclosure, collecting and conducting rainwater; a.s.o.

**@Risks associated with the investment**

@Description of the risks associated with the investment, go/no-go decisions, etc. (if any)

We estimate that the modernisation and renovation of the building and the yard to be ready before mid May 2019. However, in case the weather - log winter, cold and too humid spring, will not allow this plan to be realised, we may face the situation to postpone the CDDL inauguration and the first training course to take place in alternative location, until the CDDL is ready to be used.

**@Investment documentation**

@Please list all technical requirements and permissions (e.g. building permits) required for the investment according to the respective national legislation. In case they are already available attach them to this application form, otherwise indicate when do you expect them to be available.

At the project submission stage, we have and used a technical memorandum documentation and an worksheet prepared with detailed structure of works that need to be done, as well as relevant equipment and installations needed at the location. Based on the preliminary drawings and on the description done by LP and PP3 to different equipment providers, we used also offers & information regarding the necessary equipment and furniture that will be needed in the CDDL location, in order to transform the building in an useful and efficient working space. Also, we will attach at the application package for CDDL project the title of deed and the urban certificate.

**@Ownership**

@Who owns the site where the investment is located? - Who will retain ownership of the investment at the end of the project? - Who will take care of maintenance of the investment? How will this be done?

The building and the surrounding space - yard, are state property, namely Nojorid Commune. In this respect we have the title of deed as well as the urban certificate.





@Please describe project main outputs that will be delivered based on the activities carried out in this work package. For each project main output a programme output indicator should be chosen. Please note that they need to have the same measurement unit.

| @Project main output  | @Describe your project main output | @Choose a programme indicator to which the project main output will contribute | @Measurement unit | @Quantify your distribution | @Delivery Date |
|---|------------------------------------|--|-------------------|-----------------------------|----------------|
| <b>@Target groups per main outputs</b>  |                                    |  |                   |                             |                |
| @Who will use the main outputs  |                                    |  |                   |                             |                |
| @How will you involve target groups (and other stakeholders) in the development of the project main outputs?  |                                    |  |                   |                             |                |
| <b>@Durability and transferability of main outputs</b>  |                                    |  |                   |                             |                |
| @How will the project main outputs be further used once the project has been finalised? Please describe concrete measures (including eg. Institutional structures, financial sources etc.) taken during and after project implementation to ensure the durability of the project main outputs. If relevant, please explain who will be responsible and/or the owner of the output. NB. Take note of rules governing ownership of outputs linked to investments (items of infrastructure) in line with Art 71 CPR. |                                    |  |                   |                             |                |
| @How will the project ensure that the project outputs are applicable and replicable by other organisations/regions/countries outside of the current partnership? Please describe to what extent it will be possible to transfer the outputs to other organisations/regions/countries outside of the current partnership.  |                                    |  |                   |                             |                |



| @Please describe activities and deliverables within the work package |                          |                      |                    |                  |
|--|--------------------------|----------------------|--------------------|------------------|
| @Activity Number   | @Activity Title          | @Activity Start Date | @Activity End Date | @Activity Budget |
| @Activity A.]]\$!workpackage.wpNumberLabel#[[.1                      | CDDL _renovated building | 10.2018              | 03.2019            | 257 637.00       |

The rehabilitation and modernisation of the building and the surrounding yard.

| @Deliverable Number                                  | @Deliverable Title | @Deliverable Description  | @Deliverable Targetvalue | @Deliverable Delivery Date |
|--|--------------------|---|--------------------------|----------------------------|
| @Deliverable D.]]\$!workpackage.wpNumberLabel#[[.1.1 | CDDL building      | The first stage will be the realisation of the technical project, estimated - based on available documentation, at the amount of 17.756 euro. This stage has to be ready by the end of November 2018, so the effective works to start immediately after it. The value of reconstruction and renovation process is estimated - and presented in the attached documents, at 239.881 euro, so together with the final technical project, a total value of 257.637 euro. The rehabilitation and modernisation includes both the building and the surrounding yard. A special parking place will be organised inside the yard, as well as an open air training space - only covered, where outdoor activities will be organised. | 1.00                     | 31.03.2019                 |

| @Activity Number                                | @Activity Title         | @Activity Start Date | @Activity End Date | @Activity Budget |
|---|-------------------------|----------------------|--------------------|------------------|
| @Activity A.]]\$!workpackage.wpNumberLabel#[[.2 | CDDL - Equiped building | 03.2019              | 03.2019            | 76 124.00        |

Equipment with furniture and dedicated electronic equipment for the CDDI building. All the equipment and furniture needed to equip the building are totalising 76.124 euro - this amount includes; furniture for all the training classes & conference plenary space, as well as for the 2 offices designed to be a permanent working space in the building. Each training class will have a video projector installed on the roof and a screen on a wall. Also, the training class dedicated to practical hours for IT competences as well as for entrepreneurial practical exercises will have installed 20 laptops, as well as 10 working tables and 20 chairs. The whole building will be equipped with wireless communication and internet system. Also, the 2 offices will have a multi functional printer, scanner, fax machine, as well as desks and chairs.

| @Deliverable Number | @Deliverable Title | @Deliverable Description | @Deliverable Targetvalue | @Deliverable Delivery Date |
|---------------------|--------------------|--------------------------|--------------------------|----------------------------|
|---------------------|--------------------|--------------------------|--------------------------|----------------------------|

@Type: Implementation


| @WP Nr | @WP Title             | @WP Start date | @WP End date | @WP Budget |
|--------|-----------------------|----------------|--------------|------------|
| T1     | Implementation IDAOMA | 10.2018        | 08.2019      | 34 850.00  |



| @WP responsible partner   |  | Intercommunity Development Association Oradea Metropolitan Area  |  |                   |                             |                |
|---|--|--|--|-------------------|-----------------------------|----------------|
| <b>@Partner involvement</b>   |  |  |  |                   |                             |                |
| @Partners involved  |  | @Name: NOJORID COMMUNE   |  |                   |                             |                |
|   |  | @Role: LP  |  |                   |                             |                |
|   |  | @Name: Intercommunity Development Association Oradea Metropolitan Area   |  |                   |                             |                |
|   |  | @Role: PP  |  |                   |                             |                |
|   |  | @Name: Békés County Foundation for Enterprise Development  |  |                   |                             |                |
|   |  | @Role: PP  |  |                   |                             |                |
| @Summary description and objectives of the work package including explanation of how partners will be involved.   |  |  |  |                   |                             |                |
| <p>Partner IDAOMA will coordinate also during the project implementation period, the realisation of the strategic document at the level of Oradea Metropolitan Area, in terms of sustainable development of the regional and action plan for medium and long term implementation. In this documents, data, information, action plans will cover all the 12 administrative units members of IDAOMA, namely Oradea Municipality and the 11 communes. The preparation of this integrated development strategy &amp; action plan will involve identification of endogenous potential and infrastructure development necessary to increase employment and is aimed to introduce the coherence among the planned actions. In order to achieve the proposed results, IDAOMA will communicate and cooperate with LP - NOJCOM and PP1 - BMVA.</p> <p>During the implementation of CDDL project, IDAOMA will have also acquisition activities as well, namely equipment as it follows:</p> <ul style="list-style-type: none"> <li>- one multi functional printer &amp; scanner - estimated value of 6,850 euro</li> <li>- one laptop - estimated value of 1,000 euro</li> <li>- one vehicle - 5 seats - estimated value of 15,000 euro</li> </ul> |  |  |  |                   |                             |                |
| @Please describe project main outputs that will be delivered based on the activities carried out in this work package. For each project main output a programme output indicator should be chosen. Please note that they need to have the same measurement unit.  |  |  |  |                   |                             |                |
| @Project main output  |  | @Describe your project main output   | @Choose a programme indicator to which the project main output will contribute                                   | @Measurement unit | @Quantify your distribution | @Delivery Date |
| T1.1  | Strategic document at metropolitan level | Partner IDAOMA will coordinate also during the project implementation period, the realisation of the strategic document at the level of Oradea Metropolitan Area, in terms of sustainable development of the regional and action plan for medium and long term implementation. | CO44 Labour Market and Training; Number of participants in joint local employment initiatives and joint training | Number            | 0.00                        | 03.2021        |



|   |                           |  |                                 |                                   |
|---|---------------------------|--|---------------------------------|-----------------------------------|
| <b>@Target groups per main outputs</b>  |                           |  |                                 |                                   |
| @Who will use the main outputs  |                           |  |                                 |                                   |
| @How will you involve target groups (and other shareholders) in the development of the project main outputs?  |                           |  |                                 |                                   |
| <b>@Durability and transferability of main outputs</b>  |                           |  |                                 |                                   |
| @How will the project main outputs be further used once the project has been finalised? Please describe concrete measures (including eg. institutional structures, financial sources etc.) taken during and after project implementation to ensure the durability of the project main outputs. If relevant, please explain who will be responsible and/or the owner of the output. NB. Take note of rules governing ownership of outputs linked to investments (items of infrastructure) in line with Art 71 CPR. |                           |  |                                 |                                   |
| @How will the project ensure that the project outputs are applicable and replicable by other organisations/regions/countries outside of the current partnership? Please describe to what extent it will be possible to transfer the outputs to other organisations/regions/countries outside of the current partnership.  |                           |  |                                 |                                   |
| @Please describe activities and deliverables within the work package  |                           |  |                                 |                                   |
| <b>@Activity Number</b>   | <b>@Activity Title</b>    | <b>@Activity Start Date</b>  | <b>@Activity End Date</b>       | <b>@Activity Budget</b>           |
| @Activity A.]]\$workpackage.wpNumberLabel#[[.1  | Strategic document        | 10.2018  | 08.2019                         | 12 000.00                         |
| Partner IDAOMA will coordinate also during the project implementation period, the realisation of the strategic document at the level of Oradea Metropolitan Area, in terms of sustainable development of the regional and action plan for medium and long term implementation.  |                           |  |                                 |                                   |
| <b>@Deliverable Number</b>  | <b>@Deliverable Title</b> | <b>@Deliverable Description</b>  | <b>@Deliverable Targetvalue</b> | <b>@Deliverable Delivery Date</b> |
| @Deliverable D.]]\$workpackage.wpNumberLabel#[[.1.1   | Strategic document        | Partner IDAOMA will coordinate also during the project implementation period, the realisation of the strategic document at the level of Oradea Metropolitan Area, in terms of sustainable development of the regional and action plan for medium and long term implementation.   | 1.00                            | 08.2019                           |
| @Activity A.]]\$workpackage.wpNumberLabel#[[.2  | Acquisitions IDAOMA       | 10.2018  | 03.2019                         | 22 850.00                         |
| During the implementation of CDDL project, IDAOMA will have also acquisition activities as well, namely equipment as it follows: - one multi functional system printer & scanner - estimated value of 6,850 euro - one laptop - estimated value of 1,000 euro - one vehicle - 5 seats - estimated value of 15,000 euro  |                           |  |                                 |                                   |
| <b>@Deliverable Number</b>  | <b>@Deliverable Title</b> | <b>@Deliverable Description</b>  | <b>@Deliverable Targetvalue</b> | <b>@Deliverable Delivery Date</b> |
| @Deliverable D.]]\$workpackage.wpNumberLabel#[[.2.1   | Aquisitions IDAOMA        | During the implementation of CDDL project, IDAOMA will have also acquisition activities as well, namely equipment as it follows: - one multi functional system printer & scanner - estimated value of 6,850 euro - one laptop - estimated value of 1,000 euro - one vehicle - 5 seats - estimated value of 15,000 euro | 3.00                            | 03.2019                           |




**@Type: Implementation**

| @WP Nr   | @WP Title                          | @WP Start date  | @WP End date       | @WP Budget                  |                |
|--|------------------------------------|---|--------------------|-----------------------------|----------------|
| T2   | Implementation BMVA                | 10.2018   | 03.2021            | 106 720.00                  |                |
| @WP responsible partner  |                                    | Békés County Foundation for Enterprise Development  |                    |                             |                |
| <b>@Partner involvement</b>  |                                    |   |                    |                             |                |
| @Partners involved   |                                    | @Name: Intercommunity Development Association Oradea Metropolitan Area<br>@Role: PP<br>@Name: Békés County Foundation for Enterprise Development<br>@Role: PP |                    |                             |                |
| @Summary description and objectives of the work package including explanation of how partners will be involved.  |                                    |   |                    |                             |                |
| * During the first half of the implementation timeframe, PP1 - BMVA, will implement activities related to design, promotion and dissemination of 2 strategical documents, namely the Bekes county strategy as well as the entrepreneurial document. The amount necessary for achieving these results is of 15000 euro / each process & strategic document. The elaboration of these two documents will be realised in close communication and cooperation with PP3 - IDAOMA, who is also responsible with the realisation of similar process on Romanian part of the border, particularly at the level of Oradea Metropolitan Area.<br>* The part of activities & related budget dedicated to acquisitions, will be done by BMVA in the first quarter of the project timeframe and will consists in the following equipment items:<br>1. one cell phone - estimated value of 1,000 euro<br>2. 2 laptops, with estimated value of 1,000 euro / item<br>3. 5 desktop computers, with estimated value of 1,300 euro / item - necessary for practical exercises during the workshops and seminar with participants<br>4. 1 multifunctional printer with estimated value of 320 euro<br>* A third group of activities implemented by BMVA is dedicated to the workshops organised for around 300 persons, that will benefit from mentoring expertise and experience as well as from vocational counselling services. In order to do this PP1 - BMVA will perform the following activities and use the estimated financial resources, totalising 66,900 euro, as it follow:<br>- speakers involved in the entrepreneurial workshops = 15 units, with 200 euro / unit = 3,000 euro<br>- mentoring and incubating business idea for 100 participats - with an average allocation of 500 euro / business = 50,000 euro<br>- vocational counselling sessions - 50 units with 40 euro / unit = 2,000 euro<br>- 22 working sessions with 200 euro / session = 4,400 euro<br>- 5 workshops - organising costs = 1,500 euro / unit = total of 7,500 euro |                                    |   |                    |                             |                |
| @Please describe project main outputs that will be delivered based on the activities carried out in this work package. For each project main output a programme output indicator should be chosen. Please note that they need to have the same measurement unit.   |                                    |   |                    |                             |                |
| @Project main output   | @Describe your project main output | @Choose a programme indicator to which the project main output will contribute  | @Measureme nt unit | @Quantify your distribution | @Delivery Date |
| T2.1   | Strategic documents                | CO44 Labour Market and Training: Number of participants in joint local employment initiatives and joint training  | Number             | 300.00                      | 03.2021        |



| <b>@Target groups per main outputs</b>  |                           |   |                                 |                                   |
|---|---------------------------|---|---------------------------------|-----------------------------------|
| <b>@Who will use the main outputs</b>   |                           |   |                                 |                                   |
| <b>@How will you involve target groups (and other shareholders) in the development of the project main outputs?</b>   |                           |   |                                 |                                   |
| <b>@Durability and transferability of main outputs</b>  |                           |   |                                 |                                   |
| <b>@How will the project main outputs be further used once the project has been finalised? Please describe concrete measures (including eg. institutional structures, financial sources etc.) taken during and after project implementation to ensure the durability of the project main outputs. If relevant, please explain who will be responsible and/or the owner of the output. NB. Take note of rules governing ownership of outputs linked to investments (items of infrastructure) in line with Art 71 CPR.</b>  |                           |   |                                 |                                   |
| <b>@How will the project ensure that the project outputs are applicable and replicable by other organisations/regions/countries outside of the current partnership? Please describe to what extent it will be possible to transfer the outputs to other organisations/regions/countries outside of the current partnership.</b>   |                           |   |                                 |                                   |
| <b>@Please describe activities and deliverables within the work package</b>   |                           |   |                                 |                                   |
| <b>@Activity Number</b>   | <b>@Activity Title</b>    | <b>@Activity Start Date</b>   | <b>@Activity End Date</b>       | <b>@Activity Budget</b>           |
| @Activity A.]]\$workpackage.wpNumberLabel#[[.1  | Strategic documents       | 10.2018   | 03.2020                         | 30 000.00                         |
| During the first half of the implementation timeframe, PP1 - BMVA, will implement also activities related to design, promotion and dissemination of 2 strategical documents, namely the Bekes county strategy as well as a Each of this strategic document will require specific resources to be allocated, in terms of expertise, time and finance. The amount necessary for achieving these results is of 15000 euro / each process & strategic document. The elaboration of these two documents will be realised in close communication and cooperation with PP3 - IDAOMA, who is also responsible with the realisation of similar process on Romanian part of the border, particuyarly at the level of Oraea Metropolitan Area. |                           |   |                                 |                                   |
| <b>@Deliverable Number</b>  | <b>@Deliverable Title</b> | <b>@Deliverable Description</b>   | <b>@Deliverable Targetvalue</b> | <b>@Deliverable Delivery Date</b> |
| @Deliverable D.]]\$workpackage.wpNumberLabel#[[.1   | Strategic documents       | During the first half of the implementation timeframe, PP1 - BMVA, will implement also activities related to design, promotion and dissemination of 2 strategical documents, namely the Bekes county strategy as well as a Each of this strategic document will require specific resources to be allocated, in terms of expertise, time and finance. The amount necessary for achieving these results is of 15000 euro / each process & strategic document. The elaboration of these two documents will be realised in close communication and cooperation with PP3 - IDAOMA, who is also responsible with the realisation of similar process on Romanian part of the border, particuyarly at the level of Oraea Metropolitan Area. | 2.00                            | 03.2020                           |



|   |                  |         |         |          |
|---|------------------|---------|---------|----------|
| @Activity<br>A.]]\$workpackage.wpNumberLabel#[[.2 | Acquisition BMVA | 10.2018 | 03.2019 | 9 820.00 |
|---|------------------|---------|---------|----------|

Another part of activities & related budget is dedicated to acquisitions, that will be done by BMVA in the first quarter of the project timeframe and will consists in the following equipment items: 1. one cell phone - estimated value of 1,000 euro 2. 2 laptops, with estimated value of 1,000 euro / item 3. 5 desktop computers, with estimated value of 1,300 euro / item - necessary for practical exercises during the workshops and seminar with participants 4. 1 multi functional printer with estimated value of 320 euro

| @Deliverable Number                                    | @Deliverable Title         | @Deliverable Description  | @Deliverable Targetvalue | @Deliverable Delivery Date |
|--|----------------------------|---|--------------------------|----------------------------|
| @Deliverable<br>D.]]\$workpackage.wpNumberLabel#[[.2.1 | Acquisition BMVA - 9 items | Another part of activities & related budget is dedicated to acquisitions, that will be done by BMVA in the first quarter of the project timeframe and will consists in the following equipment items: 1. one cell phone - estimated value of 1,000 euro 2. 2 laptops, with estimated value of 1,000 euro / item 3. 5 desktop computers, with estimated value of 1,300 euro / item - necessary for practical exercises during the workshops and seminar with participants 4. 1 multi functional printer with estimated value of 320 euro | 9.00                     | 03.2019                    |

|   |                                   |         |         |           |
|---|-----------------------------------|---------|---------|-----------|
| @Activity<br>A.]]\$workpackage.wpNumberLabel#[[.3 | Training & counselling activities | 02.2019 | 03.2021 | 66 900.00 |
|---|-----------------------------------|---------|---------|-----------|

A third group of activities implemented by BMVA is dedicated to the workshops organised for around 300 persons, that will benefit from mentoring expertise and experience as well as from vocational counselling services. In order to do this PP1 - BMVA will perform the following activities and use the estimated financial resources, totalising 66,900 euro, as it follows: - speakers involved in the entrepreneurial workshops = 15 units, with 200 euro / unit = 3,000 euro - mentoring and incubating business ideas for 100 participants - with an average allocation of 500 euro / business = 50,000 euro - vocational counselling sessions - 50 units with 40 euro / unit = 2,000 euro - 22 working sessions with 200 euro / session = 4,400 euro - 5 workshops - organising costs = 1,500 euro / unit = total of 7,500 euro

| @Deliverable Number | @Deliverable Title | @Deliverable Description | @Deliverable Targetvalue | @Deliverable Delivery Date |
|---------------------|--------------------|--------------------------|--------------------------|----------------------------|
|---------------------|--------------------|--------------------------|--------------------------|----------------------------|

@Type: Implementation

| @WP Nr | @WP Title          | @WP Start date | @WP End date | @WP Budget |
|--------|--------------------|----------------|--------------|------------|
| T3     | Implementation IRO | 10.2018        | 03.2021      | 108 412.00 |



| @WP responsible partner  |                   | INTEGRA Association Romania   |   |                   |                             |                |
|--|-------------------|---|---|-------------------|-----------------------------|----------------|
| <b>@Partner involvement</b>  |                   |   |   |                   |                             |                |
| @Partners involved   |                   | @Name: NOJORID COMMUNE<br>@Role: LP   |   |                   |                             |                |
|  |                   | @Name: Intercommunity Development Association Oradea Metropolitan Area<br>@Role: PP |   |                   |                             |                |
|  |                   | @Name: Békés County Foundation for Enterprise Development<br>@Role: PP              |   |                   |                             |                |
|  |                   | @Name: INTEGRA Association Romania<br>@Role: PP                                     |   |                   |                             |                |
| @Summary description and objectives of the work package including explanation of how partners will be involved.  |                   |   |   |                   |                             |                |
| <p>* A first group of activities of IRO is dedicated to the reauthorisation process for the 2 certified training courses - the entrepreneurial skills and the IT &amp; C competences. This process will be realised in the first period of the project timeframe and it is estimated at a value of 2,000 euro for both courses.</p> <p>*A special group of activity is implemented by IRO in direct cooperation with LP, PP1 and PP3 in terms of training process - providing training courses to 300 participants, preparing the examination process, finalising the training courses / groups with exam session. This process will be implemented in around 20 groups, with an average of 15 participants / group. Due to different situations that may occur, the groups can vary from a minimum of 10 persons to maximum 15 persons / group. The resources needed for these activities involves the 4 trainers and the 2 vocational councillors. The total costs are estimated at 41,990 euro for 300 participants</p> <p>* IRO will use services provided by legal consultant as well as IT &amp; finance services, that are estimated at a total cost of 22,410 euro for 30 months</p> <p>* The group of acquisitions, contains 2 categories, one is equipment and the other one contains the 2 sets of testing instruments for evaluation and vocation counselling. One set is estimated at 2,000 euro. The equipment group contains the following items:<br/> 1 laptop – estimated at 1,000 euro<br/> 2 cell phones – at 1,000 euro each<br/> 1 binding machine estimated at 500 euro<br/> One vehicle – both for human and goods transport – estimated at 34,500 euro</p> |                   |   |   |                   |                             |                |
| @Please describe project main outputs that will be delivered based on the activities carried out in this work package. For each project main output a programme output indicator should be chosen. Please note that they need to have the same measurement unit.   |                   |   |   |                   |                             |                |
| @Project main output   |                   | @Describe your project main output  | @Choose a programme indicator to which the project main output will contribute                                      | @Measurement unit | @Quantify your distribution | @Delivery Date |
| T3.1   | Training activity | Training courses for 300 persons  | CO44 Labour Market and Training:<br>Number of participants in joint local employment initiatives and joint training | Number            | 300.00                      | 03.2021        |





|  |                              |   |                                 |                                   |
|--|------------------------------|---|---------------------------------|-----------------------------------|
| <b>@Target groups per main outputs</b>   |                              |   |                                 |                                   |
| @Who will use the main outputs   |                              |   |                                 |                                   |
| @How will you involve target groups (and other shareholders) in the development of the project main outputs?   |                              |   |                                 |                                   |
| <b>@Durability and transferability of main outputs</b>   |                              |   |                                 |                                   |
| @How will the project main outputs be further used once the project has been finalised? Please describe concrete measures (including eg. institutional structures, financial sources etc.) taken during and after project implementation to ensure the durability of the project main outputs. If relevant, please explain who will be responsible and/or the owner of the output. NB. Take note of rules governing ownership of outputs linked to investments (items of infrastructure) in line with Art 71 CPR.  |                              |   |                                 |                                   |
| @How will the project ensure that the project outputs are applicable and replicable by other organisations/regions/countries outside of the current partnership? Please describe to what extent it will be possible to transfer the outputs to other organisations/regions/countries outside of the current partnership.   |                              |   |                                 |                                   |
| @Please describe activities and deliverables within the work package   |                              |   |                                 |                                   |
| <b>@Activity Number</b>  | <b>@Activity Title</b>       | <b>@Activity Start Date</b>   | <b>@Activity End Date</b>       | <b>@Activity Budget</b>           |
| @Activity A.]]\$workpackage.wpNumberLabel#[[.1   | Authorised training activity | 10.2018   | 03.2019                         | 2 000.00                          |
| A first group of activities implemented by PP2 - IRO is dedicated to the re authorisation process for the 2 certified training courses, namely the entrepreneurial skills and the IT & C competence one. This process has to be realised in the first period of the project time frame and it is estimated at a value of 2,000 euro for both courses.  |                              |   |                                 |                                   |
| <b>@Deliverable Number</b>   | <b>@Deliverable Title</b>    | <b>@Deliverable Description</b>   | <b>@Deliverable Targetvalue</b> | <b>@Deliverable Delivery Date</b> |
| @Deliverable D.]]\$workpackage.wpNumberLabel#[[.1.1  | Authorised training activity | A first group of activities implemented by PP2 - IRO is dedicated to the re authorisation process for the 2 certified training courses, namely the entrepreneurial skills and the IT & C competence one. This process has to be realised in the first period of the project time frame and it is estimated at a value of 2,000 euro for both courses. | 2.00                            | 03.2019                           |
| @Activity A.]]\$workpackage.wpNumberLabel#[[.2   | Training courses             | 04.2019   | 03.2021                         | 41 990.00                         |
| *A special group of activity is implemented by IRO in direct cooperation with LP, PP1 and PP3 in terms of training process - providing training courses to 300 participants, preparing the examination process, finalising the training courses / groups with exam session. This process will be implemented in around 20 groups, with an average of 15 participants / group. Due to different situations that may occur, the groups can vary from a minimum of 10 persons to maximum 15 persons / group. The resources needed for these activities involves the 4 trainers and the 2 vocational councillors. The total costs are estimated at 41,990 euro for 300 participants. |                              |   |                                 |                                   |
| <b>@Deliverable Number</b>   | <b>@Deliverable Title</b>    | <b>@Deliverable Description</b>   | <b>@Deliverable Targetvalue</b> | <b>@Deliverable Delivery Date</b> |



|  |                                       |   |        |         |
|--|---------------------------------------|---|--------|---------|
| @Deliverable<br>D.]]\$workpackage.wpNumberLabel#[[.2.1 | Training certificates for 300 persons | A special group of activity is implemented by IRO in direct cooperation with LP, PP1 and PP3 in terms of training process - providing training courses to 300 participants, preparing the examination process, finalising the training courses / groups with exam session. This process will be implemented in around 20 groups, with an average of 15 participants / group. Due to different situations that may occur, the groups can vary from a minimum of 10 persons to maximum 15 persons / group. The resources needed for these activities involves the 4 trainers and the 2 vocational councillors. The total costs are estimated at 42,000 euro for 300 participant, structured as: 12,000 euro transport costs for 300 participants attending the training courses; 24.000 euro catering for 300 participants attending the training courses; 5990 euro examination session for the 300 graduates. | 300.00 | 03.2021 |
|--|---------------------------------------|---|--------|---------|

|   |                      |         |         |           |
|---|----------------------|---------|---------|-----------|
| @Activity<br>A.]]\$workpackage.wpNumberLabel#[[.3 | Functioning services | 10.2018 | 03.2021 | 22 410.00 |
|---|----------------------|---------|---------|-----------|

IRO will use services provided by legal consultant as well as IT & finance services, that are estimated at a total cost of 22,410 euro for 30 months


| @Deliverable Number                               | @Deliverable Title | @Deliverable Description | @Deliverable Targetvalue | @Deliverable Delivery Date |
|---|--------------------|--------------------------|--------------------------|----------------------------|
| @Activity<br>A.]]\$workpackage.wpNumberLabel#[[.4 | Acquisitions IRO   | 10.2018                  | 03.2021                  | 42 000.00                  |

The group of acquisitions, contains 2 categories, one is equipment and the other one contains the 2 sets of testing instruments for evaluation and vocation counselling. One set is estimated at 2,000 euro. The equipment group contains the following items: 1 laptop - estimated at 1,000 euro 2 cell phones - at 1,000 euro each 1 binding machine estimated at 500 euro One vehicle - both for human and goods transport - estimated at 34,500 euro

| @Deliverable Number | @Deliverable Title | @Deliverable Description | @Deliverable Targetvalue | @Deliverable Delivery Date |
|---------------------|--------------------|--------------------------|--------------------------|----------------------------|
|---------------------|--------------------|--------------------------|--------------------------|----------------------------|

@Type: Implementation

| @WP Nr | @WP Title              | @WP Start date | @WP End date | @WP Budget |
|--------|------------------------|----------------|--------------|------------|
| T4     | Implementation Nojorid | 10.2018        | 01.2019      | 4 000.00   |



| @WP responsible partner   |                     | NOJORID COMMUNE  |  |                   |                             |                |
|---|---------------------|--|--|-------------------|-----------------------------|----------------|
| <b>@Partner involvement</b>   |                     |  |  |                   |                             |                |
| @Partners involved  |                     | @Name: NOJORID COMMUNE   |  |                   |                             |                |
|   |                     | @Role: LP  |  |                   |                             |                |
|   |                     | @Name: Intercommunity Development Association Oradea Metropolitan Area |  |                   |                             |                |
|   |                     | @Role: PP  |  |                   |                             |                |
| @Summary description and objectives of the work package including explanation of how partners will be involved.   |                     |  |  |                   |                             |                |
| <p>During the implementation of CDDL project, the Lead Partner will have also acquisition activities as well, namely equipment as it follows:</p> <ul style="list-style-type: none"> <li>- two laptops - estimated value of 1,000 euro / item</li> <li>- 2 cell phones - estimated value of 1,000 euro / item</li> </ul> <p>This equipment will become property of the entity and will be used for project implementation purposes by the 2 persons responsible with NOJCOM activities, namely the project assistant and the financial &amp; acquisition responsible.</p> |                     |  |  |                   |                             |                |
| @Please describe project main outputs that will be delivered based on the activities carried out in this work package. For each project main output a programme output indicator should be chosen. Please note that they need to have the same measurement unit.  |                     |  |  |                   |                             |                |
| @Project main output  |                     | @Describe your project main output                                     | @Choose a programme indicator to which the project main output will contribute                                   | @Measurement unit | @Quantify your distribution | @Delivery Date |
| T4.1  | Acquisitions NOJCOM | Equipment acquisition  | CO44 Labour Market and Training: Number of participants in joint local employment initiatives and joint training | Number            | 0.00                        | 03.2021        |
| <b>@Target groups per main outputs</b>  |                     |  |  |                   |                             |                |
| @Who will use the main outputs  |                     |  |  |                   |                             |                |
| @How will you involve target groups (and other shareholders) in the development of the project main outputs?  |                     |  |  |                   |                             |                |
| <b>@Durability and transferability of main outputs</b>  |                     |  |  |                   |                             |                |
| @How will the project main outputs be further used once the project has been finalised? Please describe concrete measures (including eg. institutional structures, financial sources etc.) taken during and after project implementation to ensure the durability of the project main outputs. If relevant, please explain who will be responsible and/or the owner of the output. NB. Take note of rules governing ownership of outputs linked to investments (items of infrastructure) in line with Art 71 CPR.   |                     |  |  |                   |                             |                |
| @How will the project ensure that the project outputs are applicable and replicable by other organisations/regions/countries outside of the current partnership? Please describe to what extent it will be possible to transfer the outputs to other organisations/regions/countries outside of the current partnership.  |                     |  |  |                   |                             |                |



| @Please describe activities and deliverables within the work package |                     |                      |                    |                  |
|--|---------------------|----------------------|--------------------|------------------|
| @Activity Number   | @Activity Title     | @Activity Start Date | @Activity End Date | @Activity Budget |
| @Activity<br>A.]]\$workpackage.wpNumberLabel#[[.1                    | Acquisition Nojorid | 10.2018              | 01.2019            | 4 000.00         |

During the implementation of CDDL project, the Lead Partner will have also acquisition activities as well, namely equipment as it follows: - two laptops - estimated value of 1,000 euro / item - 2 cell phones - estimated value of 1,000 euro / item This equipment will become property of the entity and will be used for project implementation purposes by the 2 persons responsible with NOJCOM activities, namely the project assistant and the financial & acquisition responsible.

| @Deliverable Number                                    | @Deliverable Title | @Deliverable Description  | @Deliverable Targetvalue | @Deliverable Delivery Date |
|--|--------------------|---|--------------------------|----------------------------|
| @Deliverable<br>D.]]\$workpackage.wpNumberLabel#[[.1.1 | Equipment          | During the implementation of CDDL project, the Lead Partner will have also acquisition activities as well, namely equipment as it follows:<br>- two laptops - estimated value of 1,000 euro / item - 2 cell phones - estimated value of 1,000 euro / item This equipment will become property of the entity and will be used for project implementation purposes by the 2 persons responsible with NOJCOM activities, namely the project assistant and the financial & acquisition responsible. | 4.00                     | 01.2019                    |

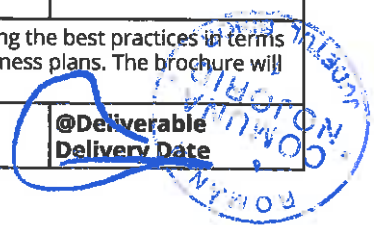
@Type: Communication

| @WP Nr | @WP Title     | @WP Start date | @WP End date | @WP Budget |
|--------|---------------|----------------|--------------|------------|
| C      | Communication | 10.2018        | 03.2021      | 33 600.00  |



|  |                        |  |                           |  |
|--|------------------------|--|---------------------------|--|
| @WP responsible partner  |                        | Békés County Foundation for Enterprise Development   |                           |  |
| <b>@Partner involvement</b>  |                        |  |                           |  |
| @Partners involved   |                        | @Name: NOJORID COMMUNE   |                           |  |
|  |                        | @Role: LP  |                           |  |
|  |                        | @Name: Intercommunity Development Association Oradea Metropolitan Area                               |                           |  |
|  |                        | @Role: PP  |                           |  |
|  |                        | @Name: Békés County Foundation for Enterprise Development  |                           |  |
|  |                        | @Role: PP  |                           |  |
|  |                        | @Name: INTEGRA Association Romania   |                           |  |
|  |                        |  | @Role: PP                 |  |
| <p>@Summary description and objectives of the workpackage including explanation of how will partners be involved of activities carried out and contribution of each partner.</p> <p>An internal Communication plan will be elaborated by all 4 partners, as one result of the first management meeting. The CP will include: calendar &amp; progress activities – GANTT instrument, data about target groups, training, counseling, mentoring agendas, calendar of events, the responsible partner/person. The communication between beneficiaries and target groups will be performed mainly by e-mail and phone. Internal channels as google drive will be used, so all partners will have access to project's documents in real time. During the project implementation, 30 partnership meetings will take place every month, with a 3-month structure as it follows: one meeting in Romania, one meeting in Hungary, one meeting via skype. Every meeting will be followed by minutes of the meetings that will be received by all participants in due time, according also to the communication plan. Each partner will issue &amp; publish in local media 2 press releases, announcing the starting of project activities, the CDDL inauguration, the training opportunities, the periodical events – workshops, as well as the closing of project &amp; presentation of reports, achievements, lessons. The allocated budget for each press release = 200 euro, so a total of 1.600 euro. In case the context and allocated amount will be in favour, the press release can be issued during a press conference also. PP3 – IDAOMA is responsible with the organization of 2 events / conferences – the opening one and the closing one, with estimated number of 50 participants on each - business organisations, educational &amp; training providers from Bekes and Bihor counties, association of employers a.s.o. A third event is dedicated to the official opening of the CDDL, in Les, and estimated to take place in May 2019. Allocated budget for each event is of 1,000 euro, including conference room rent, catering for participants, materials &amp;. Project promotional material is under the responsibility of the Hungarian partner, PP1 – BMVA, with an allocated budget of 5,000 euro – leaflets, posters, 4 roll – ups, other promotional materials. PP1 – BMVA is responsible also with the creation and administration of the project web page, with relevant links as well as using online platform facilities – training materials, information regarding funding opportunities for entrepreneurs, news related to new employers on the region a.s.o., facilities of a relevant searching interface offer / demand as well as a data base with entrepreneurial project ideas of participants at the CDDL project activities. The allocated budget for this activity is of 6,000 euro. PP1 – BMVA is also responsible with the editing and printing of at least 300 copies of a booklet containing the best practices in terms of entrepreneurial initiatives, useful tools and toolkits to be used as well as different models of business plans. The brochure will be bilingual – Hungarian – Romanian. Total budget is of 18000 euro.</p> |                        |  |                           |  |
| <b>@Project specific objectives</b>  |                        | <b>@Communication objectives - What can communications do to reach a specific project objective?</b> |                           | <b>@Approach/Tactics - How do you plan to reach the communication objective?</b> |
| OS1. Enhancing the co-operation of local labour market actors in order to improve labor matching and the employment situation  |                        |  |                           |  |
| OS2. Increase the institutional capacity of all the involved partners – as permanent and continue resource for counselling, training and support of the employable human resources   |                        |  |                           |  |
| OS3. Creation of a long-term context for dialog and cooperation regarding the educational & training level of the inhabitants of the involved communities  |                        |  |                           |  |
| @Please describe activities and deliverables within the work package   |                        |  |                           |  |
| <b>@Activity Number</b>  | <b>@Activity Title</b> | <b>@Activity Start Date</b>  | <b>@Activity End Date</b> | <b>@Activity Budget</b>  |
| @Activity A.]]\$workpackage.wpNumberLabel#[[.1   | Public Event(s)        | 11.2018  | 03.2021                   | 3 000.00   |
| <p>PP3 – IDAOMA is responsible with the organisation of 2 events / conferences – the opening one and the closing one, with estimated number of 50 participants on each - business organisations, educational &amp; training providers from Bekes and Bihor counties, association of employers a.s.o. A third event is dedicated to the official opening of the CDDL, in Les, and estimated to take place in May 2019. Allocated budget for each event is of 1,000 euro, including conference room rent, catering for participants, materials &amp;.</p>  |                        |  |                           |  |

| @Deliverable Number  | @Deliverable Title | @Deliverable Description  | @Deliverable Targetvalue | @Deliverable Delivery Date |
|--|--------------------|---|--------------------------|----------------------------|
| @Deliverable D.]]\$workpackage.wpNumberLabel#[[.1.1  | Opening Conference | PP3 - IDAOMA is responsible with the organisation in Oradea of the opening conference. The estimated number of 50 participants will include business organisations, educational & training providers from Bekes and Bihor counties, association of employers a.s.o. The event will have the main aim to promote the project, to present its main activities and target indicators.  | 1.00                     | 12.2018                    |
| @Deliverable D.]]\$workpackage.wpNumberLabel#[[.1.2  | CDDL inauguration  | PP3 - IDAOMA is responsible with the organisation in Les, Nojorid, of the event dedicated to the official opening of the CDDL, and estimated to take place in May 2019. Around 50 persons are expected to participate. Allocated budget is of 1,000 euro, for catering, materials, specific artistic performance of children and youth from rural communities of both counties a.s.o.   | 1.00                     | 05.2019                    |
| @Deliverable D.]]\$workpackage.wpNumberLabel#[[.1.3  | Closing Conference | PP3 - IDAOMA is responsible with the organisation, in CDDL center, of the official closing event of CDDL project, in March 2021. The estimated number of 50 participants will include business organisations, educational & training providers from Bekes and Bihor counties, association of employers a.s.o. as well as participants at different activities during the project implementation who are expected to share their achievements, results and feedback. | 1.00                     | 03.2021                    |
| @Activity Number   | @Activity Title    | @Activity Start Date  | @Activity End Date       | @Activity Budget           |
| @Activity A.]]\$workpackage.wpNumberLabel#[[.2   | Publication(s)     | 11.2018   | 03.2021                  | 18 000.00                  |
| PP1 - BMVA is responsible with the editing and printing of at least 300 copies of a booklet containing the best practices in terms of entrepreneurial initiatives, useful tools and toolkit to be used as well as different models of business plans. The brochure will be bilingual - Hungarian - Romanian. Total budget of this activities is of 18000 euro. |                    |   |                          |                            |
| @Deliverable Number  | @Deliverable Title | @Deliverable Description  | @Deliverable Targetvalue | @Deliverable Delivery Date |



|   |   |   |                                     |                                       |
|---|---|---|-------------------------------------|---------------------------------------|
| @Deliverable<br>D.]]\$workpackage.wpN<br>umberLabel#[[.2.1  | Best practices in<br>entrepreneurial<br>initiatives | PP1 - BMVA is<br>responsible with the<br>editing and printing of at<br>least 300 copies of a<br>booklet containing the<br>best practices in terms<br>of entrepreneurial<br>initiatives, useful tools<br>and toolkit to be used as<br>well as different models<br>of business plans. The<br>brochure will be<br>bilingual - Hungarian -<br>Romanian. Total budget<br>of this activities is of<br>18000 euro.   | 300.00                              | 03.2020                               |
| <b>@Activity Number</b>   | <b>@Activity Title</b>                              | <b>@Activity Start Date</b>   | <b>@Activity End Date</b>           | <b>@Activity Budget</b>               |
| @Activity<br>A.]]\$workpackage.wpNu<br>mberLabel#[[.3   | Promotional material                                | 10.2018   | 03.2021                             | 5 000.00                              |
| Promotional material is under the responsibility of the Hungarian partner, PP1 - BMVA - allocated budget is totalling 5,000 euro - leaflets, posters, 4 roll - ups, other promotional materials   |   |   |                                     |                                       |
| <b>@Deliverable<br/>Number</b>  | <b>@Deliverable Title</b>                           | <b>@Deliverable<br/>Description</b>   | <b>@Deliverable<br/>Targetvalue</b> | <b>@Deliverable<br/>Delivery Date</b> |
| @Deliverable<br>D.]]\$workpackage.wpN<br>umberLabel#[[.3.1  | Promotional materials                               | Promotional material is<br>under the responsibility<br>of the Hungarian<br>partner, PP1 - BMVA -<br>allocated budget is<br>totalling 5,000 euro -<br>leaflets, posters, 4 roll -<br>ups, other promotional<br>materials   | 0.00                                | 09.2019                               |
| <b>@Activity Number</b>   | <b>@Activity Title</b>                              | <b>@Activity Start Date</b>   | <b>@Activity End Date</b>           | <b>@Activity Budget</b>               |
| @Activity<br>A.]]\$workpackage.wpNu<br>mberLabel#[[.4   | Public Event(s)                                     | 10.2018   | 03.2021                             | 1 600.00                              |
| Each partner will issue & publish in local media 2 press releases, announcing the starting of project activities, the CDDL inauguration, the training opportunities, the periodical events - workshops, as well as the closing of project & presentation of reports, achievements, lessons. The allocated budget for each press release = 200 euro, so a total of 1.600 euro. In case the context and allocated amount will be in favour, the press release can be issued during a press conference also. |   |   |                                     |                                       |
| <b>@Deliverable<br/>Number</b>  | <b>@Deliverable Title</b>                           | <b>@Deliverable<br/>Description</b>   | <b>@Deliverable<br/>Targetvalue</b> | <b>@Deliverable<br/>Delivery Date</b> |
| @Deliverable<br>D.]]\$workpackage.wpN<br>umberLabel#[[.4.1  | Press releases                                      | Each partner will issue &<br>publish in local media 2<br>press releases,<br>announcing the starting<br>of project activities, the<br>CDDL inauguration, the<br>training opportunities,<br>the periodical events -<br>workshops, as well as<br>the closing of project &<br>presentation of reports,<br>achievements, lessons.<br>The allocated budget for<br>each press release = 200<br>euro, so a total of 1.600<br>euro. In case the context<br>and allocated amount<br>will be in favour, the<br>press release can be<br>issued during a press<br>conference also. | 8.00                                | 03.2021                               |
| <b>@Activity Number</b>   | <b>@Activity Title</b>                              | <b>@Activity Start Date</b>   | <b>@Activity End Date</b>           | <b>@Activity Budget</b>               |



|  |                           |  |                                     |                                       |
|--|---------------------------|--|-------------------------------------|---------------------------------------|
| @Activity<br>A.]]\$workpackage.wpNu<br>mberLabel#[[.5  | Digital activities        | 10.2018  | 03.2019                             | 6 000.00                              |
| PP1 - BMVA is responsible also with the creation and administration of the project web page, with relevant links as well as using online platform facilities - training materials, information regarding funding opportunities for entrepreneurs, news related to new employers on the region a.s.o., facilities of a relevant searching interface offer / demand as well as a data base with entrepreneurial project ideas of participants at the CDDL project activities. The allocated budget for this activity is of 6,000 euro. |                           |  |                                     |                                       |
| <b>@Deliverable<br/>Number</b>   | <b>@Deliverable Title</b> | <b>@Deliverable<br/>Description</b>  | <b>@Deliverable<br/>Targetvalue</b> | <b>@Deliverable<br/>Delivery Date</b> |
| @Deliverable<br>D.]]\$workpackage.wpN<br>umberLabel#[[.5.1   | Web page                  | PP1 - BMVA is responsible also with the creation and administration of the project web page, with relevant links as well as using online platform facilities - training materials, information regarding funding opportunities for entrepreneurs, news related to new employers on the region a.s.o., facilities of a relevant searching interface offer / demand as well as a data base with entrepreneurial project ideas of participants at the CDDL project activities. The allocated budget for this activity is of 6,000 euro. | 1.00                                | 03.2019                               |

**@C.5.1 Periods**

| @Period Number | @Duration (month) | @Start Date | @End Date  | @Reporting Date |
|----------------|-------------------|-------------|------------|-----------------|
| 0              | 3                 | 01.10.2018  | 01.10.2018 | 31.03.2021      |
| 1              | 4                 | 01.10.2018  | 31.01.2019 | 15.02.2019      |
| 2              | 4                 | 01.02.2019  | 31.05.2019 | 15.06.2019      |
| 3              | 4                 | 01.06.2019  | 30.09.2019 | 15.10.2019      |
| 4              | 4                 | 01.10.2019  | 31.01.2020 | 15.02.2020      |
| 5              | 4                 | 01.02.2020  | 31.05.2020 | 15.06.2020      |
| 6              | 4                 | 01.06.2020  | 30.09.2020 | 15.10.2020      |
| 7              | 4                 | 01.10.2020  | 31.01.2021 | 15.02.2021      |
| 8              | 2                 | 01.02.2021  | 31.03.2021 | 15.04.2021      |

**@C.6 Activities outside the Union part of the programme area**

@If applicable, please list activities to be carried out outside (the Union part of) the programme area. Describe how these activities will benefit the programme area. What is the added value of activities to be carried out outside (the Union part of) programme area? If applicable, please list the relevant activities and describe how they will benefit the programme area.

Not the case

|   |      |
|---|------|
| @Total budget of activities to be carried out outside (the Union part of) the programme area (indicative) | 0.00 |
|---|------|

|      |                               |      |
|------|-------------------------------|------|
| ERDF | @(indicative)                 | 0.00 |
|      | @% of total (indicative) ERDF | 0.00 |





## @PART D - Project Budget

### @D.1 Project budget per co-financing source (fund) - breakdown per partner

| @Partner                        |              | @Programme Co-financing |                               |                           | @Contri              |            |
|---------------------------------|--------------|-------------------------|-------------------------------|---------------------------|----------------------|------------|
| @Partner Abbreviation           | @Country     | ERDF                    | ERDF Co-Financing(percentage) | @Percentage of Total ERDF | @Public Contribution | @Pr Contri |
| NOJCOM                          | ROMÂNIA      | 306 774.35              | 85.00 %                       | 40.71 %                   | 54 136.65            |            |
| IDAOMA                          | ROMÂNIA      | 47 319.50               | 85.00 %                       | 6.28 %                    | 7 237.10             |            |
| BMVA                            | MAGYARORSZÁG | 184 220.50              | 85.00 %                       | 24.45 %                   | 32 509.50            |            |
| IRO                             | ROMÂNIA      | 215 068.70              | 85.00 %                       | 28.54 %                   | 32 892.86            |            |
| @Sub-total For Partners Inside  |              | 753 383.05              | --                            | 100.00 %                  | 126 776.11           |            |
| @Sub-total For Partners Outside |              | 0.00                    | --                            | 0.00 %                    | 0.00                 |            |
| @Total                          |              | 753 383.05              |                               | 100.00 %                  | 126 776.11           |            |

### @D.2 Project budget - overview per partner/ per budget line

| @Partner Abbreviation       | @Co-financing Source | Staff costs | Office and administration | Travel and accomodation | External expertise and services | Equipment | Infrastructure and works |
|-----------------------------|----------------------|-------------|---------------------------|-------------------------|---------------------------------|-----------|--------------------------|
| NOJCOM                      | ERDF                 | 18 000.00   | 2 700.00                  | 1 050.00                | 1 400.00                        | 4 000.00  | 333 761.00               |
| IDAOMA                      | ERDF                 | 12 000.00   | 1 800.00                  | 3 620.00                | 15 400.00                       | 22 850.00 | 0.00                     |
| BMVA                        | ERDF                 | 66 000.00   | 9 900.00                  | 1 710.00                | 129 300.00                      | 9 820.00  | 0.00                     |
| IRO                         | ERDF                 | 120 000.00  | 18 000.00                 | 6 210.00                | 66 812.00                       | 42 000.00 | 0.00                     |
| @Total                      |                      | 216 000.00  | 32 400.00                 | 12 590.00               | 212 912.00                      | 78 670.00 | 333 761.00               |
| @Percentage Of Total Budget |                      | 24.37 %     | 3.65 %                    | 1.42 %                  | 24.02 %                         | 8.87 %    | 37.65 %                  |

| @Co-financing Source | Staff costs | Office and administration | Travel and accomodation | External expertise and services | Equipment | Infrastructure and works | @S |
|----------------------|-------------|---------------------------|-------------------------|---------------------------------|-----------|--------------------------|----|
| ERDF                 | 216 000.00  | 32 400.00                 | 12 590.00               | 212 912.00                      | 78 670.00 | 333 761.00               |    |



**@D.3 Project budget - overview per partner/ per period**

| @Partner Abbreviation       | @Co-financing Source | @Period 0       | @Period 1        | @Period 2        | @Period 3        | @Period 4        | @Period 5        | @Period 6        | @Period 7        | @Period 8       | @Total Budget     | @Net Revenue | @Total Eligible   |
|-----------------------------|----------------------|-----------------|------------------|------------------|------------------|------------------|------------------|------------------|------------------|-----------------|-------------------|--------------|-------------------|
| NOJCOM                      | ERDF                 | 1 000.00        | 264 737.00       | 79 024.00        | 2 900.00         | 2 900.00         | 2 900.00         | 2 900.00         | 2 900.00         | 1 650.00        | 360 911.00        | 0.00         | 360 911.00        |
| IDAOMA                      | ERDF                 | 0.00            | 11 373.00        | 18 323.00        | 14 323.00        | 2 323.00         | 2 323.00         | 2 323.00         | 2 323.00         | 2 359.00        | 55 670.00         | 0.00         | 55 670.00         |
| <b>BMVA</b>                 | <b>ERDF</b>          | <b>3 000.00</b> | <b>20 368.00</b> | <b>27 498.00</b> | <b>41 498.00</b> | <b>21 498.00</b> | <b>36 498.00</b> | <b>39 498.00</b> | <b>21 498.00</b> | <b>5 374.00</b> | <b>216 730.00</b> | <b>0.00</b>  | <b>216 730.00</b> |
| IRO                         | ERDF                 | 0.00            | 31 916.00        | 63 178.00        | 28 678.00        | 28 678.00        | 28 678.00        | 28 678.00        | 28 678.00        | 14 538.00       | 253 022.00        | 0.00         | 253 022.00        |
|                             |                      | 4 000.00        | 64 434.00        | 180 030.00       | 87 399.00        | 55 300.00        | 70 399.00        | 73 399.00        | 55 399.00        | 23 501.00       | 1 113 133.00      | 0.00         | 1 113 133.00      |
| @Percentage Of Total Budget |                      | 0.45 %          | 37.05 %          | 21.21 %          | 9.86 %           | 6.25 %           | 7.94 %           | 8.28 %           | 6.25 %           | 2.69 %          | 100.00 %          | 0.00 %       | 100.00 %          |

| @Co-financing Source | @Period 0 | @Period 1  | @Period 2  | @Period 3 | @Period 4 | @Period 5 | @Period 6 | @Period 7 | @Period 8 | @Total Financed Budget |
|----------------------|-----------|------------|------------|-----------|-----------|-----------|-----------|-----------|-----------|------------------------|
| ERDF                 | 4 000.00  | 328 394.00 | 188 023.00 | 87 399.00 | 55 399.00 | 70 399.00 | 73 399.00 | 55 399.00 | 23 921.00 | 886 333.00             |



**@D.4 Project budget - overview per partner/ per WP**

| @Partner Abbreviation       | @Co-financing Source | WP P            | WP M              | WP T1            | WP T2             | WP T3             | WP T4           | WP T11            | WP C             | @Total Budget     | @Net Revenue            | @Total Eligible           |
|-----------------------------|----------------------|-----------------|-------------------|------------------|-------------------|-------------------|-----------------|-------------------|------------------|-------------------|-------------------------|---------------------------|
| NOJCOM                      | ERDF                 | 1 000.00        | 21 750.00         | 0.00             | 0.00              | 0.00              | 4 000.00        | 333 761.00        | 400.00           | 360 911.00        | 0.00                    | 360 911.00                |
| IDAOMA                      | ERDF                 | 0.00            | 17 420.00         | 34 850.00        | 0.00              | 0.00              | 0.00            | 0.00              | 3 400.00         | 55 670.00         | 0.00                    | 55 670.00                 |
| BMVA                        | ERDF                 | 3 000.00        | 77 610.00         | 0.00             | 106 720.00        | 0.00              | 0.00            | 0.00              | 29 400.00        | 216 730.00        | 0.00                    | 216 730.00                |
| IRO                         | ERDF                 | 0.00            | 144 210.00        | 0.00             | 0.00              | 108 412.00        | 0.00            | 0.00              | 400.00           | 253 022.00        | 0.00                    | 253 022.00                |
| <b>Total</b>                |                      | <b>4 000.00</b> | <b>260 990.00</b> | <b>34 850.00</b> | <b>106 720.00</b> | <b>108 412.00</b> | <b>4 000.00</b> | <b>333 761.00</b> | <b>33 600.00</b> | <b>886 333.00</b> | <b>0.00</b>             | <b>886 333.00</b>         |
| @Percentage Of Total Budget |                      | 0.45 %          | 29.43 %           | 3.93 %           | 12.04 %           | 12.23 %           | 0.45 %          | 37.65 %           | 3.79 %           | 100.00 %          | 0.00 % @Of Total Budget | 100.00 % @Of Total Budget |

| @Co-financing Source | WP P     | WP M       | WP T1     | WP T2      | WP T3      | WP T4    | WP T11     | WP C      | @Total Financed Budget |
|----------------------|----------|------------|-----------|------------|------------|----------|------------|-----------|------------------------|
| ERDF                 | 4 000.00 | 260 990.00 | 34 850.00 | 106 720.00 | 108 412.00 | 4 000.00 | 333 761.00 | 33 600.00 | 886 333.00             |



**@D.5 Project budget - overview per WP/ per budget line**

| @WP Number                  | Staff costs       | Office and administration | Travel and accommodation | External expertise and services | Equipment        | Infrastructure and works | @Total Budget     | @Net Revenue | @Total Eligible   |
|-----------------------------|-------------------|---------------------------|--------------------------|---------------------------------|------------------|--------------------------|-------------------|--------------|-------------------|
| WP P                        | 0.00              | 0.00                      | 0.00                     | 4 000.00                        | 0.00             | 0.00                     | 4 000.00          | 0.00         | 4 000.00          |
| WP M                        | 216 000.00        | 32 400.00                 | 12 590.00                | 0.00                            | 0.00             | 0.00                     | 260 990.00        | 0.00         | 260 990.00        |
| WP T1                       | 0.00              | 0.00                      | 0.00                     | 12 000.00                       | 22 850.00        | 0.00                     | 34 850.00         | 0.00         | 34 850.00         |
| WP T2                       | 0.00              | 0.00                      | 0.00                     | 96 900.00                       | 9 820.00         | 0.00                     | 106 720.00        | 0.00         | 106 720.00        |
| WP T3                       | 0.00              | 0.00                      | 0.00                     | 66 412.00                       | 42 000.00        | 0.00                     | 108 412.00        | 0.00         | 108 412.00        |
| WP T4                       | 0.00              | 0.00                      | 0.00                     | 0.00                            | 4 000.00         | 0.00                     | 4 000.00          | 0.00         | 4 000.00          |
| WP I1                       | 0.00              | 0.00                      | 0.00                     | 0.00                            | 0.00             | 333 761.00               | 333 761.00        | 0.00         | 333 761.00        |
| WP C                        | 0.00              | 0.00                      | 0.00                     | 33 600.00                       | 0.00             | 0.00                     | 33 600.00         | 0.00         | 33 600.00         |
| <b>Total</b>                | <b>216 000.00</b> | <b>32 400.00</b>          | <b>12 590.00</b>         | <b>212 912.00</b>               | <b>78 670.00</b> | <b>333 761.00</b>        | <b>886 333.00</b> | <b>0.00</b>  | <b>886 333.00</b> |
| @Percentage Of Total Budget | 24.37 %           | 3.55 %                    | 1.42 %                   | 24.02 %                         | 8.87 %           | 37.65 %                  | 100.00 %          | 0.00 %       | 100.00 %          |

| @Co-financing Source | Staff costs | Office and administration | Travel and accommodation | External expertise and services | Equipment | Infrastructure and works | @Sum Financed Budget | @Decreasing Net Revenue | @Total Financed Budget |
|----------------------|-------------|---------------------------|--------------------------|---------------------------------|-----------|--------------------------|----------------------|-------------------------|------------------------|
| ERDF                 | 216 000.00  | 32 400.00                 | 12 590.00                | 212 912.00                      | 78 670.00 | 333 761.00               | 886 333.00           | 0.00                    | 886 333.00             |



**@D.6 Project budget - overview per WP/ per period**

| @WP Number | @Period 0 | @Period 1  | @Period 2 | @Period 3 | @Period 4 | @Period 5 | @Period 6 | @Period 7 | @Period 8 | @Total Budget | @Net Revenue | @Total Eligible |
|------------|-----------|------------|-----------|-----------|-----------|-----------|-----------|-----------|-----------|---------------|--------------|-----------------|
| WP P       | 4 000.00  | 0.00       | 0.00      | 0.00      | 0.00      | 0.00      | 0.00      | 0.00      | 0.00      | 4 000.00      | 0.00         | 4 000.00        |
| WP M       | 0.00      | 34 799.00  | 34 799.00 | 34 799.00 | 34 799.00 | 34 799.00 | 34 799.00 | 34 799.00 | 17 397.00 | 260 990.00    | 0.00         | 260 990.00      |
| WP T1      | 0.00      | 7 850.00   | 15 000.00 | 12 000.00 | 0.00      | 0.00      | 0.00      | 0.00      | 0.00      | 34 850.00     | 0.00         | 34 850.00       |
| WP T2      | 0.00      | 9 820.00   | 11 150.00 | 26 150.00 | 11 150.00 | 26 150.00 | 11 150.00 | 11 150.00 | 0.00      | 106 720.00    | 0.00         | 106 720.00      |
| WP T3      | 0.00      | 12 488.00  | 43 950.00 | 9 450.00  | 9 450.00  | 9 450.00  | 9 450.00  | 9 450.00  | 4 724.00  | 108 412.00    | 0.00         | 108 412.00      |
| WP T4      | 0.00      | 4 000.00   | 0.00      | 0.00      | 0.00      | 0.00      | 0.00      | 0.00      | 0.00      | 4 000.00      | 0.00         | 4 000.00        |
| WP I1      | 0.00      | 257 637.00 | 76 124.00 | 0.00      | 0.00      | 0.00      | 0.00      | 0.00      | 0.00      | 333 761.00    | 0.00         | 333 761.00      |
| WP C       | 0.00      | 1 800.00   | 7 000.00  | 5 000.00  | 0.00      | 0.00      | 18 000.00 | 0.00      | 1 800.00  | 33 600.00     | 0.00         | 33 600.00       |

| @Co-financing Source | @Period 0 | @Period 1  | @Period 2  | @Period 3 | @Period 4 | @Period 5 | @Period 6 | @Period 7 | @Period 8 | @Total Financed Budget |
|----------------------|-----------|------------|------------|-----------|-----------|-----------|-----------|-----------|-----------|------------------------|
| ERDF                 | 4 000.00  | 328 394.00 | 188 023.00 | 87 399.00 | 55 399.00 | 70 399.00 | 73 399.00 | 55 399.00 | 23 921.00 | 886 333.00             |
| ERDF Equivalent      | 0.00      | 0.00       | 0.00       | 0.00      | 0.00      | 0.00      | 0.00      | 0.00      | 0.00      | 0.00                   |



**@D.7 In-kind contribution**

| @Partner Abbreviation              | @Amount       |
|------------------------------------|---------------|
| NOJCOM                             | 0,00          |
| IDAOMA                             | 0,00          |
| BMVA                               | 0,00          |
| IRO                                | 0,00          |
| <b>Total</b>                       | <b>0,00</b>   |
| <b>@Percentage Of Total Budget</b> | <b>0.00 %</b> |

| @Co-financing Source | @Amount     |
|----------------------|-------------|
| ERDF                 | 0,00        |
| <b>Total</b>         | <b>0,00</b> |



## @Partner Budget

|   |                        |
|---|------------------------|
| @Name of partner organisation                   | COMUNA NOJORID         |
| @Partner ID                                     | 1                      |
| @Legal status                                   | public                 |
| @Type of partner                                | local public authority |
| @Co-financing source                            | ERDF                   |
| @Outside (the Union part of) the programme area | @no                    |

| @Partner Budget                |            |                    |
|--------------------------------|------------|--------------------|
|                                | @Amount    | @Co-financing Rate |
| @Programme co-financing        | 306 774.35 | 85.00              |
| @Partner contribution          | 54 136.65  |                    |
| @Partner Total Eligible Budget | 360 911.00 |                    |

| @Origin of partner contribution (Indicative) |               |                                   |           |
|--|---------------|-----------------------------------|-----------|
| @Source of contribution                      | @Legal status | @ % of total partner contribution | @Amount   |
| COMUNA NOJORID                               | public        | 13.33 %                           | 7 218.22  |
| state contribution                           | public        | 86.67 %                           | 46 918.43 |
| @sub-total public contribution               |               | 100.00 %                          | 54 136.65 |
| @sub-total private contribution              |               | 0.00 %                            | 0.00      |
| @Total                                       |               | 100.00 %                          | 54 136.65 |
| @Partner Total Eligible Value                |               |                                   | 54 136.65 |

| @In-kind contribution   |    |
|---|----|
| @Is there any in-kind contribution included in the project budget for this partner? | no |

| @Staff costs                                  |     |
|---|-----|
| @Are you using the flat rate for staff costs? | @No |

| Staff costs | @Description    |                |           | @Unit type | @WP1    |               |                 |
|-------------|-----------------|----------------|-----------|------------|---------|---------------|-----------------|
|             | @Staff function | @Type of staff | @Comments |            | @Period | @No. of units | @Price per unit |
|             |                 |                |           |            |         |               |                 |



|  |             |   |   |       |           |      |      |          |
|--|-------------|---|---|-------|-----------|------|------|----------|
|  | Staff costs | Part time with a flexible number of hours | 2 persons employed - project assistant and financial & acquisition expert - average amount 300 euro / month | month | @Period 1 | 1.00 | 0.00 | 2 400.00 |
|  |             |   | 2 persons employed - project assistant and financial & acquisition expert - average amount 300 euro / month |       | @Period 2 | 1.00 | 0.00 | 2 400.00 |
|  |             |   | 2 persons employed - project assistant and financial & acquisition expert - average amount 300 euro / month |       | @Period 3 | 1.00 | 0.00 | 2 400.00 |
|  |             |   | 2 persons employed - project assistant and financial & acquisition expert - average amount 300 euro / month |       | @Period 4 | 1.00 | 0.00 | 2 400.00 |
|  |             |   | 2 persons employed - project assistant and financial & acquisition expert - average amount 300 euro / month |       | @Period 5 | 1.00 | 0.00 | 2 400.00 |





|         |  |  |   |  |           |      |      |           |
|---------|--|--|---|--|-----------|------|------|-----------|
|         |  |  | 2 persons employed - project assistant and financial & acquisition expert - average amount 300 euro / month |  | @Period 6 | 1.00 | 0.00 | 2 400.00  |
|         |  |  | 2 persons employed - project assistant and financial & acquisition expert - average amount 300 euro / month |  | @Period 7 | 1.00 | 0.00 | 2 400.00  |
|         |  |  | 2 persons employed - project assistant and financial & acquisition expert - average amount 300 euro / month |  | @Period 8 | 1.00 | 0.00 | 1 200.00  |
| @ Total |  |  |   |  |           |      |      | 18 000.00 |

|   |       |
|---|-------|
| @Office and administration costs - real costs                     |       |
| @Are you using the flat rate for office and administration costs? | @Yes  |
| @Flat rate amount:  | 15.00 |

| Travel and accomodation | @Description            | @Unit type | @WP1      |               |                 |          |
|-------------------------|-------------------------|------------|-----------|---------------|-----------------|----------|
|                         |                         |            | @Period   | @No. of units | @Price per unit | @Total   |
|                         | Travel and accomodation |            | @Period 1 | 1.00          | 0.00            | 140.00   |
|                         |                         |            | @Period 2 | 1.00          | 0.00            | 140.00   |
|                         |                         |            | @Period 3 | 1.00          | 0.00            | 140.00   |
|                         |                         |            | @Period 4 | 1.00          | 0.00            | 140.00   |
|                         |                         |            | @Period 5 | 1.00          | 0.00            | 140.00   |
|                         |                         |            | @Period 6 | 1.00          | 0.00            | 140.00   |
|                         |                         |            | @Period 7 | 1.00          | 0.00            | 140.00   |
|                         |                         |            | @Period 8 | 1.00          | 0.00            | 70.00    |
| @ Total                 |                         |            |           |               |                 | 1 050.00 |



| External expertise and services | @Description                    | @Unit type | @WP0      |               |                 |          |
|---------------------------------|---------------------------------|------------|-----------|---------------|-----------------|----------|
|                                 |                                 |            | @Period   | @No. of units | @Price per unit | @Total   |
|                                 | External expertise and services |            | @Period 0 | 1.00          | 0.00            | 1 000.00 |
| @ Total                         |                                 |            |           |               |                 | 1 000.00 |

| External expertise and services | @Description                    | @Unit type | @WP7      |               |                 |        |
|---------------------------------|---------------------------------|------------|-----------|---------------|-----------------|--------|
|                                 |                                 |            | @Period   | @No. of units | @Price per unit | @Total |
|                                 | External expertise and services |            | @Period 1 | 1.00          | 0.00            | 200.00 |
|                                 |                                 |            | @Period 2 | 1.00          | 0.00            | 0.00   |
|                                 |                                 |            | @Period 3 | 1.00          | 0.00            | 0.00   |
|                                 |                                 |            | @Period 4 | 1.00          | 0.00            | 0.00   |
|                                 |                                 |            | @Period 5 | 1.00          | 0.00            | 0.00   |
|                                 |                                 |            | @Period 6 | 1.00          | 0.00            | 0.00   |
|                                 |                                 |            | @Period 7 | 1.00          | 0.00            | 0.00   |
|                                 |                                 |            | @Period 8 | 1.00          | 0.00            | 200.00 |
| @ Total                         |                                 |            |           |               |                 | 400.00 |

| Equipment | @Description | @Unit type | @WP5      |               |                 |          |
|-----------|--------------|------------|-----------|---------------|-----------------|----------|
|           |              |            | @Period   | @No. of units | @Price per unit | @Total   |
|           | Equipment    |            | @Period 1 | 1.00          | 0.00            | 4 000.00 |
|           |              |            | @Period 2 | 1.00          | 0.00            | 0.00     |
|           |              |            | @Period 3 | 1.00          | 0.00            | 0.00     |
|           |              |            | @Period 4 | 1.00          | 0.00            | 0.00     |
|           |              |            | @Period 5 | 1.00          | 0.00            | 0.00     |
|           |              |            | @Period 6 | 1.00          | 0.00            | 0.00     |
|           |              |            | @Period 7 | 1.00          | 0.00            | 0.00     |
|           |              |            | @Period 8 | 1.00          | 0.00            | 0.00     |
| @ Total   |              |            |           |               |                 | 4 000.00 |



| Infrastructure and works | @Description             | @Unit type | @WP6      |               |                 |                   |
|--------------------------|--------------------------|------------|-----------|---------------|-----------------|-------------------|
|                          |                          |            | @Period   | @No. of units | @Price per unit | @Total            |
|                          | Infrastructure and works |            | @Period 1 | 1.00          | 0.00            | 257 637.00        |
|                          |                          |            | @Period 2 | 1.00          | 0.00            | 76 124.00         |
|                          |                          |            | @Period 3 | 1.00          | 0.00            | 0.00              |
|                          |                          |            | @Period 4 | 1.00          | 0.00            | 0.00              |
|                          |                          |            | @Period 5 | 1.00          | 0.00            | 0.00              |
|                          |                          |            | @Period 6 | 1.00          | 0.00            | 0.00              |
|                          |                          |            | @Period 7 | 1.00          | 0.00            | 0.00              |
|                          |                          |            | @Period 8 | 1.00          | 0.00            | 0.00              |
| <b>Total</b>             |                          |            |           |               |                 | <b>333 761.00</b> |



|  |   |
|--|---|
| <b>@Name of partner organisation</b>                   | Asociația de Dezvoltare Intercomunitară Zona Metropolitană Oradea |
| <b>@Partner ID</b>                                     | 2   |
| <b>@Legal status</b>                                   | private   |
| <b>@Type of partner</b>                                | interest groups including NGOs                                    |
| <b>@Co-financing source</b>                            | ERDF  |
| <b>@Outside (the Union part of) the programme area</b> | @no   |

| <b>@Partner Budget</b>                |                |                           |
|---------------------------------------|----------------|---------------------------|
|                                       | <b>@Amount</b> | <b>@Co-financing Rate</b> |
| <b>@Programme co-financing</b>        | 47 319.50      | 85.00                     |
| <b>@Partner contribution</b>          | 8 350.50       |                           |
| <b>@Partner Total Eligible Budget</b> | 55 670.00      |                           |

| <b>@Origin of partner contribution (indicative)</b>               |                      |  |                |
|---|----------------------|--|----------------|
| <b>@Source of contribution</b>                                    | <b>@Legal status</b> | <b>@ % of total partner contribution</b> | <b>@Amount</b> |
| Asociația de Dezvoltare Intercomunitară Zona Metropolitană Oradea | private              | 13.33 %                                  | 1 113.40       |
| state contribution  | public               | 86.67 %                                  | 7 237.10       |
| <b>@sub-total public contribution</b>                             |                      | 86.67 %                                  | 7 237.10       |
| <b>@sub-total private contribution</b>                            |                      | 13.33 %                                  | 1 113.40       |
| <b>@Total</b>   |                      | 100.00 %                                 | 8 350.50       |
| <b>@Partner Total Target Value</b>                                |                      |  | 8 350.50       |

| <b>@In-kind contribution</b>  |    |
|---|----|
| @Is there any in-kind contribution included in the project budget for this partner? | no |


| <b>@Staff costs</b>                           |     |
|---|-----|
| @Are you using the flat rate for staff costs? | @No |

| <b>Staff costs</b> | <b>@Description</b>    |                       |                  | <b>@Unit type</b> | <b>@WPO</b>    |                      |                        |               |
|--------------------|------------------------|-----------------------|------------------|-------------------|----------------|----------------------|------------------------|---------------|
|                    | <b>@Staff function</b> | <b>@Type of staff</b> | <b>@Comments</b> |                   | <b>@Period</b> | <b>@No. of units</b> | <b>@Price per unit</b> | <b>@Total</b> |
|                    | Staff costs            |                       |                  |                   | @Period 0      | 1.00                 | 0.00                   | 0.00          |
| <b>@Total</b>      |                        |                       |                  |                   |                |                      |                        | 0.00          |



| Staff costs | @Description                              |   |           | @Unit type | @WP1    |               |                 |        |
|-------------|---|---|-----------|------------|---------|---------------|-----------------|--------|
|             | @Staff function                           | @Type of staff  | @Comments |            | @Period | @No. of units | @Price per unit | @Total |
| Staff costs | Part time with a flexible number of hours | project manager salary - part time - 400 euro / month | month     | @Period 1  | 1.00    | 0.00          | 1 600.00        |        |
|             |   | project manager salary - part time - 400 euro / month |           | @Period 2  | 1.00    | 0.00          | 1 600.00        |        |
|             |   | project manager salary - part time - 400 euro / month |           | @Period 3  | 1.00    | 0.00          | 1 600.00        |        |
|             |   | project manager salary - part time - 400 euro / month |           | @Period 4  | 1.00    | 0.00          | 1 600.00        |        |
|             |   | project manager salary - part time - 400 euro / month |           | @Period 5  | 1.00    | 0.00          | 1 600.00        |        |
|             |   | project manager salary - part time - 400 euro / month |           | @Period 6  | 1.00    | 0.00          | 1 600.00        |        |
|             |   | project manager salary - part time - 400 euro / month |           | @Period 7  | 1.00    | 0.00          | 1 600.00        |        |
|             |   | project manager salary - part time - 400 euro / month |           | @Period 8  | 1.00    | 0.00          | 800.00          |        |
| @Tot        |   |   |           |            |         |               | 17 000.00       |        |

|   |       |
|---|-------|
| @Office and administration costs - real costs                     |       |
| @Are you using the flat rate for office and administration costs? | @Yes  |
| @Flat rate amount:  | 15.00 |



| Travel and accomodation | @Description            | @Unit type | @WP1      |               |                 |                 |
|-------------------------|-------------------------|------------|-----------|---------------|-----------------|-----------------|
|                         |                         |            | @Period   | @No. of units | @Price per unit | @Total          |
|                         | Travel and accomodation |            | @Period 1 | 1.00          | 0.00            | 483.00          |
|                         |                         |            | @Period 2 | 1.00          | 0.00            | 483.00          |
|                         |                         |            | @Period 3 | 1.00          | 0.00            | 483.00          |
|                         |                         |            | @Period 4 | 1.00          | 0.00            | 483.00          |
|                         |                         |            | @Period 5 | 1.00          | 0.00            | 483.00          |
|                         |                         |            | @Period 6 | 1.00          | 0.00            | 483.00          |
|                         |                         |            | @Period 7 | 1.00          | 0.00            | 483.00          |
|                         |                         |            | @Period 8 | 1.00          | 0.00            | 239.00          |
| <b>Total</b>            |                         |            |           |               |                 | <b>3 027.00</b> |

| External expertise and services | @Description                    | @Unit type | @WP2      |               |                 |                  |
|---------------------------------|---------------------------------|------------|-----------|---------------|-----------------|------------------|
|                                 |                                 |            | @Period   | @No. of units | @Price per unit | @Total           |
|                                 | External expertise and services |            | @Period 1 | 1.00          | 0.00            | 0.00             |
|                                 |                                 |            | @Period 2 | 1.00          | 0.00            | 0.00             |
|                                 |                                 |            | @Period 3 | 1.00          | 0.00            | 12 000.00        |
|                                 |                                 |            | @Period 4 | 1.00          | 0.00            | 0.00             |
|                                 |                                 |            | @Period 5 | 1.00          | 0.00            | 0.00             |
|                                 |                                 |            | @Period 6 | 1.00          | 0.00            | 0.00             |
|                                 |                                 |            | @Period 7 | 1.00          | 0.00            | 0.00             |
|                                 |                                 |            | @Period 8 | 1.00          | 0.00            | 0.00             |
| <b>Total</b>                    |                                 |            |           |               |                 | <b>12 000.00</b> |

| External expertise and services | @Description                    | @Unit type | @WP7      |               |                 |                 |
|---------------------------------|---------------------------------|------------|-----------|---------------|-----------------|-----------------|
|                                 |                                 |            | @Period   | @No. of units | @Price per unit | @Total          |
|                                 | External expertise and services |            | @Period 1 | 1.00          | 0.00            | 1 200.00        |
|                                 |                                 |            | @Period 2 | 1.00          | 0.00            | 1 000.00        |
|                                 |                                 |            | @Period 3 | 1.00          | 0.00            | 0.00            |
|                                 |                                 |            | @Period 4 | 1.00          | 0.00            | 0.00            |
|                                 |                                 |            | @Period 5 | 1.00          | 0.00            | 0.00            |
|                                 |                                 |            | @Period 6 | 1.00          | 0.00            | 0.00            |
|                                 |                                 |            | @Period 7 | 1.00          | 0.00            | 0.00            |
|                                 |                                 |            | @Period 8 | 1.00          | 0.00            | 1 200.00        |
| <b>Total</b>                    |                                 |            |           |               |                 | <b>3 400.00</b> |



| Equipment | @Description | @Unit type | @WP2      |               |                 |           |
|-----------|--------------|------------|-----------|---------------|-----------------|-----------|
|           |              |            | @Period   | @No. of units | @Price per unit | @Total    |
|           | Equipment    |            | @Period 1 | 1.00          | 0.00            | 7 850.00  |
|           |              |            | @Period 2 | 1.00          | 0.00            | 15 000.00 |
|           |              |            | @Period 3 | 1.00          | 0.00            | 0.00      |
|           |              |            | @Period 4 | 1.00          | 0.00            | 0.00      |
|           |              |            | @Period 5 | 1.00          | 0.00            | 0.00      |
|           |              |            | @Period 6 | 1.00          | 0.00            | 0.00      |
|           |              |            | @Period 7 | 1.00          | 0.00            | 0.00      |
|           |              |            | @Period 8 | 1.00          | 0.00            | 0.00      |
| @Total    |              |            |           |               |                 | 22 850.00 |




|  |  |
|--|--|
| <b>@Name of partner organisation</b>                   | Békés Megyéért Vállalkozásfejlesztési Alapítvány |
| <b>@Partner ID</b>                                     | 3  |
| <b>@Legal status</b>                                   | public   |
| <b>@Type of partner</b>                                | interest groups including NGOs                   |
| <b>@Co-financing source</b>                            | ERDF   |
| <b>@Outside (the Union part of) the programme area</b> | @no  |

| <b>@Partner Budget</b>                |                |                           |
|---------------------------------------|----------------|---------------------------|
|                                       | <b>@Amount</b> | <b>@Co-financing Rate</b> |
| <b>@Programme co-financing</b>        | 184 220.50     | 85.00                     |
| <b>@Partner contribution</b>          | 32 509.50      |                           |
| <b>@Partner Total Eligible Budget</b> | 216 730.00     |                           |

| <b>@Origin of partner contribution (indicative)</b> |                      |  |                  |
|---|----------------------|--|------------------|
| <b>@Source of contribution</b>                      | <b>@Legal status</b> | <b>@ % of total partner contribution</b> | <b>@Amount</b>   |
| Békés Megyéért Vállalkozásfejlesztési Alapítvány    | public               | 33.33 %                                  | 10 836.50        |
| state contribution                                  | public               | 66.67 %                                  | 21 673.00        |
| <b>@sub-total public contribution</b>               |                      | <b>100.00 %</b>                          | <b>32 509.50</b> |
| <b>@sub-total private contribution</b>              |                      | <b>0.00 %</b>                            | <b>0.00</b>      |
| <b>Total</b>  |                      | <b>100.00 %</b>                          | <b>32 509.50</b> |
| <b>Partner Total Eligible Value</b>                 |                      |  | <b>32 509.50</b> |


| <b>@In-kind contribution</b>   |    |
|--|----|
| <b>@Is there any in-kind contribution included in the project budget for this partner?</b> | no |

| <b>@Staff costs</b>                                  |     |
|--|-----|
| <b>@Are you using the flat rate for staff costs?</b> | @No |





| Staff costs | @Description    |   |   | @Unit type | @WP1      |               |                 |           |
|-------------|-----------------|---|---|------------|-----------|---------------|-----------------|-----------|
|             | @Staff function | @Type of staff                            | @Comments   |            | @Period   | @No. of units | @Price per unit | @Total    |
|             | Staff costs     | Part time with a flexible number of hours | average monthly allocation of 2,200 euro for the employed part time staff | month      | @Period 1 | 1.00          | 0.00            | 8 800.00  |
|             |                 |   | average monthly allocation of 2,200 euro for the employed part time staff |            | @Period 2 | 1.00          | 0.00            | 8 800.00  |
|             |                 |   | average monthly allocation of 2,200 euro for the employed part time staff |            | @Period 3 | 1.00          | 0.00            | 8 800.00  |
|             |                 |   | average monthly allocation of 2,200 euro for the employed part time staff |            | @Period 4 | 1.00          | 0.00            | 8 800.00  |
|             |                 |   | average monthly allocation of 2,200 euro for the employed part time staff |            | @Period 5 | 1.00          | 0.00            | 8 800.00  |
|             |                 |   | average monthly allocation of 2,200 euro for the employed part time staff |            | @Period 6 | 1.00          | 0.00            | 8 800.00  |
|             |                 |   | average monthly allocation of 2,200 euro for the employed part time staff |            | @Period 7 | 1.00          | 0.00            | 8 800.00  |
|             |                 |   | average monthly allocation of 2,200 euro for the employed part time staff |            | @Period 8 | 1.00          | 0.00            | 4 400.00  |
| @Total      |                 |   |   |            |           |               |                 | 66 900.00 |



|   |       |
|---|-------|
| @Office and administration costs - real costs                     |       |
| @Are you using the flat rate for office and administration costs? | @Yes  |
| @Flat rate amount:  | 15.00 |

| Travel and accomodation | @Description            | @Unit type | @WP1      |               |                 |          |
|-------------------------|-------------------------|------------|-----------|---------------|-----------------|----------|
|                         |                         |            | @Period   | @No. of units | @Price per unit | @Total   |
|                         | Travel and accomodation |            | @Period 1 | 1.00          | 0.00            | 228.00   |
|                         |                         |            | @Period 2 | 1.00          | 0.00            | 228.00   |
|                         |                         |            | @Period 3 | 1.00          | 0.00            | 228.00   |
|                         |                         |            | @Period 4 | 1.00          | 0.00            | 228.00   |
|                         |                         |            | @Period 5 | 1.00          | 0.00            | 228.00   |
|                         |                         |            | @Period 6 | 1.00          | 0.00            | 228.00   |
|                         |                         |            | @Period 7 | 1.00          | 0.00            | 228.00   |
|                         |                         |            | @Period 8 | 1.00          | 0.00            | 114.00   |
| Total                   |                         |            |           |               |                 | 1 710.00 |

| External expertise and services | @Description                    | @Unit type | @WP0      |               |                 |          |
|---------------------------------|---------------------------------|------------|-----------|---------------|-----------------|----------|
|                                 |                                 |            | @Period   | @No. of units | @Price per unit | @Total   |
|                                 | External expertise and services |            | @Period 0 | 1.00          | 0.00            | 3 000.00 |
| Total                           |                                 |            |           |               |                 | 3 000.00 |

| External expertise and services | @Description                    | @Unit type | @WP3      |               |                 |            |
|---------------------------------|---------------------------------|------------|-----------|---------------|-----------------|------------|
|                                 |                                 |            | @Period   | @No. of units | @Price per unit | @Total     |
|                                 | External expertise and services |            | @Period 1 | 1.00          | 0.00            | 0.00       |
|                                 |                                 |            | @Period 2 | 1.00          | 0.00            | 11 150.00  |
|                                 |                                 |            | @Period 3 | 1.00          | 0.00            | 26 150.00  |
|                                 |                                 |            | @Period 4 | 1.00          | 0.00            | 11 150.00  |
|                                 |                                 |            | @Period 5 | 1.00          | 0.00            | 26 150.00  |
|                                 |                                 |            | @Period 6 | 1.00          | 0.00            | 11 150.00  |
|                                 |                                 |            | @Period 7 | 1.00          | 0.00            | 11 150.00  |
|                                 |                                 |            | @Period 8 | 1.00          | 0.00            | 0.00       |
| Total                           |                                 |            |           |               |                 | 115 700.00 |



| External expertise and services | @Description                    | @Unit type | @WP7      |               |                 |           |
|---------------------------------|---------------------------------|------------|-----------|---------------|-----------------|-----------|
|                                 |                                 |            | @Period   | @No. of units | @Price per unit | @Total    |
|                                 | External expertise and services |            | @Period 1 | 1.00          | 0.00            | 200.00    |
|                                 |                                 |            | @Period 2 | 1.00          | 0.00            | 6 000.00  |
|                                 |                                 |            | @Period 3 | 1.00          | 0.00            | 5 000.00  |
|                                 |                                 |            | @Period 4 | 1.00          | 0.00            | 0.00      |
|                                 |                                 |            | @Period 5 | 1.00          | 0.00            | 0.00      |
|                                 |                                 |            | @Period 6 | 1.00          | 0.00            | 18 000.00 |
|                                 |                                 |            | @Period 7 | 1.00          | 0.00            | 0.00      |
|                                 |                                 |            | @Period 8 | 1.00          | 0.00            | 200.00    |
| Total                           |                                 |            |           |               |                 | 29 400.00 |

| Equipment | @Description | @Unit type | @WP3      |               |                 |          |
|-----------|--------------|------------|-----------|---------------|-----------------|----------|
|           |              |            | @Period   | @No. of units | @Price per unit | @Total   |
|           | Equipment    |            | @Period 1 | 1.00          | 0.00            | 9 820.00 |
|           |              |            | @Period 2 | 1.00          | 0.00            | 0.00     |
|           |              |            | @Period 3 | 1.00          | 0.00            | 0.00     |
|           |              |            | @Period 4 | 1.00          | 0.00            | 0.00     |
|           |              |            | @Period 5 | 1.00          | 0.00            | 0.00     |
|           |              |            | @Period 6 | 1.00          | 0.00            | 0.00     |
|           |              |            | @Period 7 | 1.00          | 0.00            | 0.00     |
|           |              |            | @Period 8 | 1.00          | 0.00            | 0.00     |
| Total     |              |            |           |               |                 | 9 820.00 |




|  |                                |
|--|--------------------------------|
| <b>@Name of partner organisation</b>                   | Asociatia INTEGRA Romania      |
| <b>@Partner ID</b>                                     | 4                              |
| <b>@Legal status</b>                                   | private                        |
| <b>@Type of partner</b>                                | interest groups including NGOs |
| <b>@Co-financing source</b>                            | ERDF                           |
| <b>@Outside (the Union part of) the programme area</b> | @no                            |

| <b>@Partner Budget</b>                |                |                           |
|---------------------------------------|----------------|---------------------------|
|                                       | <b>@Amount</b> | <b>@Co-financing Rate</b> |
| <b>@Programme co-financing</b>        | 215 068.70     | 85.00                     |
| <b>@Partner contribution</b>          | 37 953.30      |                           |
| <b>@Partner Total Eligible Budget</b> | 253 022.00     |                           |

| <b>@Origin of partner contribution (indicative)</b> |                      |  |                |
|---|----------------------|--|----------------|
| <b>@Source of contribution</b>                      | <b>@Legal status</b> | <b>@ % of total partner contribution</b> | <b>@Amount</b> |
| Asociatia INTEGRA Romania                           | private              | 13.33 %                                  | 5 060.44       |
| state contribution                                  | public               | 86.67 %                                  | 32 892.86      |
| <b>@sub-total public contribution</b>               |                      | 86.67 %                                  | 32 892.86      |
| <b>@sub-total private contribution</b>              |                      | 13.33 %                                  | 5 060.44       |
| <b>@Total</b>                                       |                      | 100.00 %                                 | 37 953.30      |
| <b>@Partner Total Target Value</b>                  |                      |  | 37 953.30      |

| <b>@In-kind contribution</b>   |    |
|--|----|
| <b>@Is there any in-kind contribution included in the project budget for this partner?</b> | no |

| <b>@Staff costs</b>                                  |     |
|--|-----|
| <b>@Are you using the flat rate for staff costs?</b> | @No |



| Staff costs | @Description    |   |  | @Unit type | @WP1      |               |                 |            |
|-------------|-----------------|---|--|------------|-----------|---------------|-----------------|------------|
|             | @Staff function | @Type of staff                            | @Comments  |            | @Period   | @No. of units | @Price per unit | @Total     |
|             | Staff costs     | Part time with a flexible number of hours | average monthly salary allocation = 4,000 euro / month / IRO employed team | month      | @Period 1 | 1.00          | 0.00            | 16 000.00  |
|             |                 |   | average monthly salary allocation = 4,000 euro / month / IRO employed team |            | @Period 2 | 1.00          | 0.00            | 16 000.00  |
|             |                 |   | average monthly salary allocation = 4,000 euro / month / IRO employed team |            | @Period 3 | 1.00          | 0.00            | 16 000.00  |
|             |                 |   | average monthly salary allocation = 4,000 euro / month / IRO employed team |            | @Period 4 | 1.00          | 0.00            | 16 000.00  |
|             |                 |   | average monthly salary allocation = 4,000 euro / month / IRO employed team |            | @Period 5 | 1.00          | 0.00            | 16 000.00  |
|             |                 |   | average monthly salary allocation = 4,000 euro / month / IRO employed team |            | @Period 6 | 1.00          | 0.00            | 16 000.00  |
|             |                 |   | average monthly salary allocation = 4,000 euro / month / IRO employed team |            | @Period 7 | 1.00          | 0.00            | 16 000.00  |
|             |                 |   | average monthly salary allocation = 4,000 euro / month / IRO employed team |            | @Period 8 | 1.00          | 0.00            | 16 000.00  |
| @Total      |                 |   |  |            |           |               |                 | 128 000.00 |




|   |       |
|---|-------|
| @Office and administration costs - real costs                     |       |
| @Are you using the flat rate for office and administration costs? | @Yes  |
| @Flat rate amount:  | 15.00 |

| Travel and accomodation | @Description            | @Unit type | @WP1      |               |                 |                 |
|-------------------------|-------------------------|------------|-----------|---------------|-----------------|-----------------|
|                         |                         |            | @Period   | @No. of units | @Price per unit | @Total          |
|                         | Travel and accomodation |            | @Period 1 | 1.00          | 0.00            | 828.00          |
|                         |                         |            | @Period 2 | 1.00          | 0.00            | 828.00          |
|                         |                         |            | @Period 3 | 1.00          | 0.00            | 828.00          |
|                         |                         |            | @Period 4 | 1.00          | 0.00            | 828.00          |
|                         |                         |            | @Period 5 | 1.00          | 0.00            | 828.00          |
|                         |                         |            | @Period 6 | 1.00          | 0.00            | 828.00          |
|                         |                         |            | @Period 7 | 1.00          | 0.00            | 828.00          |
|                         |                         |            | @Period 8 | 1.00          | 0.00            | 414.00          |
| <b>Total</b>            |                         |            |           |               |                 | <b>6,216.00</b> |

| External expertise and services | @Description                    | @Unit type | @WP4      |               |                 |                  |
|---------------------------------|---------------------------------|------------|-----------|---------------|-----------------|------------------|
|                                 |                                 |            | @Period   | @No. of units | @Price per unit | @Total           |
|                                 | External expertise and services |            | @Period 1 | 1.00          | 0.00            | 4 988.00         |
|                                 |                                 |            | @Period 2 | 1.00          | 0.00            | 9 450.00         |
|                                 |                                 |            | @Period 3 | 1.00          | 0.00            | 9 450.00         |
|                                 |                                 |            | @Period 4 | 1.00          | 0.00            | 9 450.00         |
|                                 |                                 |            | @Period 5 | 1.00          | 0.00            | 9 450.00         |
|                                 |                                 |            | @Period 6 | 1.00          | 0.00            | 9 450.00         |
|                                 |                                 |            | @Period 7 | 1.00          | 0.00            | 9 450.00         |
|                                 |                                 |            | @Period 8 | 1.00          | 0.00            | 4 724.00         |
| <b>Total</b>                    |                                 |            |           |               |                 | <b>66,412.00</b> |

| External expertise and services | @Description                    | @Unit type | @WP7      |               |                 |               |
|---------------------------------|---------------------------------|------------|-----------|---------------|-----------------|---------------|
|                                 |                                 |            | @Period   | @No. of units | @Price per unit | @Total        |
|                                 | External expertise and services |            | @Period 1 | 1.00          | 0.00            | 200.00        |
|                                 |                                 |            | @Period 2 | 1.00          | 0.00            | 0.00          |
|                                 |                                 |            | @Period 3 | 1.00          | 0.00            | 0.00          |
|                                 |                                 |            | @Period 4 | 1.00          | 0.00            | 0.00          |
|                                 |                                 |            | @Period 5 | 1.00          | 0.00            | 0.00          |
|                                 |                                 |            | @Period 6 | 1.00          | 0.00            | 0.00          |
|                                 |                                 |            | @Period 7 | 1.00          | 0.00            | 0.00          |
|                                 |                                 |            | @Period 8 | 1.00          | 0.00            | 200.00        |
| <b>Total</b>                    |                                 |            |           |               |                 | <b>300.00</b> |



| Equipment | @Description | @Unit type | @WP4      |               |                 |           |
|-----------|--------------|------------|-----------|---------------|-----------------|-----------|
|           |              |            | @Period   | @No. of units | @Price per unit | @Total    |
|           | Equipment    |            | @Period 1 | 1.00          | 0.00            | 7 500.00  |
|           |              |            | @Period 2 | 1.00          | 0.00            | 34 500.00 |
|           |              |            | @Period 3 | 1.00          | 0.00            | 0.00      |
|           |              |            | @Period 4 | 1.00          | 0.00            | 0.00      |
|           |              |            | @Period 5 | 1.00          | 0.00            | 0.00      |
|           |              |            | @Period 6 | 1.00          | 0.00            | 0.00      |
|           |              |            | @Period 7 | 1.00          | 0.00            | 0.00      |
|           |              |            | @Period 8 | 1.00          | 0.00            | 0.00      |
| @Total    |              |            |           |               |                 | 42 000.00 |

